

Syllabus based on Common European Framework

# Spotlight

Student's Book

Virginia Evans  
Jenny Dooley  
Olga Podolyako  
Julia Vaulina



# 7



**Express Publishing**



**PROSVESHCHENIYE**  
PUBLISHERS



# Contents

## Module 1 – Lifestyles (pp. 5-14)

- 1a A city mouse or a country mouse? ..... pp. 6-7
- 1b Better safe than sorry ..... pp. 8-9
- 1c Hanging out ..... p. 10
- 1d Landmarks of the British Isles ..... p. 11

## Module 2 – Tale time (pp. 15-24)

- 2a Bookworms ..... pp. 16-17
- 2b A classic read ..... pp. 18-19
- 2c Vanished! ..... p. 20
- 2d The Gift of Storytelling ..... p. 21

## Module 3 – Profiles (pp. 25-34)

- 3a Lead the way! ..... pp. 26-27
- 3b Who's who? ..... pp. 28-29
- 3c Against all odds ..... p. 30
- 3d The Yeoman Warders ..... p. 31

## Module 4 – In the news (pp. 35-44)

- 4a News stories ..... pp. 36-37
- 4b Did you hear about ...? ..... pp. 38-39
- 4c Take action! ..... p. 40
- 4d Teenage magazines ..... p. 41

## Module 5 – What the future holds (pp. 45-54)

- 5a Predictions ..... pp. 46-47
- 5b Gadget madness ..... pp. 48-49
- 5c What's your opinion? ..... p. 50
- 5d High-tech teens! ..... p. 51

## Module 6 – Having fun (pp. 55-64)

- 6a The fun starts here! ..... pp. 56-57
- 6b Teen camps ..... pp. 58-59
- 6c A whale of a time! ..... p. 60
- 6d Theme Parks ..... p. 61

## Module 7 – In the spotlight (pp. 65-74)

- 7a Walk of fame ..... pp. 66-67
- 7b DVD frenzy! ..... pp. 68-69
- 7c In the charts! ..... p. 70
- 7d The National Sport of England ..... p. 71

## Module 8 – Green issues (pp. 75-84)

- 8a Save the Earth ..... pp. 76-77
- 8b Eco-helpers ..... pp. 78-79
- 8c Born free ..... p. 80
- 8d Scotland's National Nature Reserves ..... p. 81

## Module 9 – Shopping time (pp. 85-94)

- 9a You are what you eat! ..... pp. 86-87
- 9b Can I help you? ..... pp. 88-89
- 9c Gifts for everyone! ..... p. 90
- 9d Idioms and sayings about food ..... p. 91

## Module 10 – Healthy body, healthy mind (pp. 95-104)

- 10a Stress free ..... pp. 96-97
- 10b Accident-prone ..... pp. 98-99
- 10c Doctor, doctor! ..... p. 100
- 10d RFDSA, Australia ..... p. 101


Spotlight on Russia ..... pp.1-12

Grammar Reference Section ..... pp.GR1-GR9

Irregular Verbs ..... p. GR10

Song Sheets ..... pp.SS1-SS3

Word List ..... pp.WL1-WL16



### ◆ Before you start ...

- How did you spend your summer holidays? Did you have a nice time?
- Did you speak English during your holidays?

### ◆ Look at Module 1

Find the page numbers for pictures 1-3.

### ◆ Find the page numbers for

- dictionary entries
- a map of the London Underground
- a leaflet giving advice
- a webpage

### ◆ Listen, read and talk about ...

- people's lifestyles
- urban life/country life
- safety
- free time activities
- landmarks of the British Isles

### ◆ Learn how to ...

- express preferences
- ask for/give advice
- use dictionaries to look up phrasal verbs
- buy an underground ticket

### ◆ Practise ...

- present simple vs present continuous
- *should/shouldn't*
- phrasal verbs: *run*
- word formation
- pronunciation: /i/, /t/
- reading rules: ea, ee, i

### ◆ Write / Make ...

- an e-mail to your penfriend
- a leaflet giving advice on how to protect yourself in the streets
- a short article about where you go in your free time
- a short text about landmarks in your town/country
- a report on your town/city

1





2



3





# 1 a

# A city mouse or a country mouse?

- LEAD UNHEALTHY LIFESTYLE
- HEAVY TRAFFIC
- CONSTANT NOISE & POLLUTION
- CONVENIENT PUBLIC TRANSPORT
- SHOPS, CINEMAS AND THEATRES
- CROWDED STREETS
- HIGH COST OF LIVING
- LOW RATE OF UNEMPLOYMENT

## Vocabulary

### Lifestyles

- Listen to the sounds. What can you see/smell/hear? How do they make you feel (*stressed? relaxed? free? worried? happy? lonely?*)?
  - Use the phrases and your own ideas to tell the class about your preferences.

☹ don't mind 😊 very important to me 😞 can't stand

► *Peace and quiet are very important to me. I can't stand crowded streets, and heavy traffic! I think I'm a country mouse!*

## Reading & Listening

- Read the title of the unit and the headings on this page. What do you expect to read about in the text on p. 7? Listen, read and check.

- Read the text and mark the sentences *T* (true) or *F* (false). Then explain the words in bold.

### In Teenage Life Swap:

- Annabel doesn't like staying in bed.
- Sarah can't sleep at night.
- Sarah's new school has lots of facilities.
- Annabel travels five miles to reach the school.

- Read the text aloud, as if for a radio programme.



- HIGH QUALITY LIFESTYLE
- FRESH AIR
- FEELING ISOLATED
- PEACE AND QUIET
- FRIENDLY, HELPFUL PEOPLE
- BEAUTIFUL LANDSCAPES
- HIGH RATE OF UNEMPLOYMENT



# Teenage Life Swap

Annabel and Sarah are **guests** on a reality TV show. Annabel lives in London. Sarah lives on a farm in the north of Scotland. They are **swapping families and schools for a week.**



## Day 2

Everyone gets up at 5 am because there's a lot to do on the farm. Sarah's mum is very nice. She brings me a cup of tea in bed, but I just go back to sleep. Later, I go outside to the **farmyard** to help Sarah's family. Today we are **milking** the cows in the **barn** and **feeding** the chickens. The animals are lovely, but I can't stand the smell.

## Day 4

Sarah's mum takes me to school every morning. We drive five miles to meet the school bus, which leaves at 7 am. Sarah's school is very small, but everyone's so friendly.

## Day 6

Learning about farming is interesting, but I'm happy I'm going home tomorrow. The fresh air is nice but it's too quiet here. I also feel **isolated**. In the city, the streets are crowded but you have everything **close at hand**. I miss the **hustle and bustle** of London but I don't want to leave all my new friends.

## Day 2

Everyone stays in bed late here. It's 8 am and Annabel's mum is making breakfast! In the afternoon, we're going shopping on Oxford Street and then we're going to the cinema! I'm so excited!

## Day 4

I travel to Annabel's school by tube. Her school is **huge** with 1,500 students and her friends are very interesting and helpful. I'm enjoying the lessons, but most of all I love the **facilities**. The computer room and the swimming pool are my favourites.

## Day 6

Today, I'm feeling a bit tired. It's always noisy here and you can hear the traffic all night. I think I'm getting a bit **homesick**, too. I **miss** the beautiful landscapes and the people from my **hometown**. I'm happy I'm going home tomorrow but I'm sure I'll visit London and see Annabel's **lovely** family again!

## Speaking

4 One of you works for a magazine. Interview Annabel or Sarah about their new lifestyle.

## Grammar Grammar Reference

### ◆ Present Simple vs Present Continuous

5 Read the Grammar Reference Section. Explain the use of the verbs in bold. Find examples in the text above.

Hi Steve,  
Thanks very much for your e-mail. I always **love** hearing from you. At the moment **I am studying** really hard. **I'm sitting** my exams next week.  
My lessons **start** at 8:30. After school, I go to my part-time job. **I am working** in a library for the next few months. Tonight **I am meeting** my friends.  
Anyway, I'd better finish here. Write again soon.  
Jim

6 Put the verbs in brackets in the *present simple* or the *present continuous*. Give reasons.

- A: Why ..... (you/be) in such a hurry?  
B: I'm worried. My exam ..... (start) in ten minutes.
- A: I ..... (think) of changing school.  
B: I ..... (not/think) it's a good idea. You'll be lonely.
- A: Why ..... (you/be) angry?  
B: My sister ..... (always/take) my clothes.
- A: Tom .....-(look) very stressed.  
B: Yes. He ..... (study) a lot these days.
- A: Why ..... (you/leave) now?  
B: My train ..... (leave) in an hour.

## Writing (an e-mail)

7 **Portfolio:** Write an e-mail to your English penfriend. Write about: *where you live, your daily routine, what you are doing these days/tonight.*



# Better safe than sorry

## Vocabulary

### ◆ Safety rules

**1** a) Look at the leaflet. What is it about?

## Do you live in a big City?

### PROTECT YOURSELF AND YOUR HOME FROM BURGLARS!



Always look through your peephole and put the door chain on the door before answering.

Take a mobile phone to bed and keep it switched on.



Check a stranger's ID. If you are not sure, don't let them in.

Don't leave your keys next to doors or windows.



Fit an alarm system and make sure it works properly.

Install dusk-to-dawn outside lights at least 2.5 metres high in the garden.



And remember that if a burglar breaks in, don't put up a fight. Hand over valuables. Never run after them. Call the police.

b) Match the underlined words/phrases.  
1 give to someone 2 identification 3 a small hole to look through 4 machine that signals danger 5 connect or fix sth in position 6 turned on

## Reading & Listening

**2** a) Read the first exchange of the dialogue. Where are the speakers? Listen, read and check.

- Dan: Hi, Jo. What's your dad doing?  
Jo: He's installing an alarm system.  
Dan: What for?  
Jo: Well, there are burglars around here. They're stealing things from people's houses.  
Dan: Really?  
Jo: Yes, you should tell your parents.  
Dan: You're right. They should probably install an alarm, too.  
Jo: And you should be careful with your keys. Don't lose them, or leave them near an open window.  
Dan: I didn't think of that.  
Jo: You know there's a lot of crime in cities these days.  
Dan: I think you're right. We should be careful.  
Jo: Yeah, better safe than sorry!

b) Now answer the questions.

- 1 What is Jo's dad doing?
- 2 What problems do the burglars cause?
- 3 What advice does Jo give Dan?

### ◆ Word formation

**3** Read the rule. Then make adverbs from the adjectives: *careful*, *safe*, *sure*, *bad*. Mind the spelling.

We normally form adverbs from adjectives by adding *-ly*, *real* → *really*, *proper* → *properly*.



# Study skills

The meaning of a phrasal verb is different from the main verb. In a dictionary phrasal verbs are given in alphabetical order according to the particle.

**run into sb** /rʌn/ phr  
v. to meet sb by chance  
I ran into an old friend in the street.

## ◆ Phrasal verbs (run)

**4** Use your dictionaries to complete the sentences with the correct phrasal verb. Make your own sentences.



- 1 Dan ran ..... Jo on his way home.
- 2 He ran ..... milk, so he went to buy some.
- 3 The police are running ..... a robber.

## Grammar Grammar Reference

### ◆ Should(n't)

**5** a) Study the theory box. Find examples of *should* in the dialogue in Ex. 2.

We use *should/shouldn't* to give advice.  
*You are tired. You should have a rest!*  
*You shouldn't eat so much. It's bad for you.*

b) Use the phrases to give advice to:

- 1 a friend who has a splitting headache. (take a painkiller)  
▶ A: *I've got a splitting headache.*  
B: *You should take a painkiller.*
- 2 your brother who feels tired. (go to bed)
- 3 your sister who's got a toothache. (see a dentist)
- 4 a friend who always loses his keys. (keep them in your pocket)
- 5 a friend who is nervous about her exams. (not worry so much)
- 6 your aunt whose feet hurt. (take off your shoes)

## Listening

**6** Listen and complete the gaps.

STOP

# CRIME NOW!

- Walk in well-lit 1) .....
- Always have your 2) ..... with you.
- Keep your 3) ..... close to you and don't carry a lot of cash.
- Don't leave expensive 4) ..... or bags for all to see in your car.
- Join Neighbourhood Watch.<sup>1</sup>
- Get a 5) ..... alarm.

<sup>1</sup>voluntary scheme to help people prevent crime

## Speaking

### Everyday English

#### ◆ Asking for/Giving advice

**7** Look at the phrases and the leaflet in Ex. 1. Talk in pairs as in the example.

- ▶ A: *What should we do before answering the door?*  
B: *We should look through the peephole and put the chain on the door. etc*

Asking for advice	Giving advice
<ul style="list-style-type: none"> <li>• What's should I/we do to ...?</li> <li>• What's the best way to ...?</li> <li>• How can I/we ...?</li> </ul>	<ul style="list-style-type: none"> <li>• I think/don't think you should ...</li> <li>• You should (not) ...</li> <li>• How about ... +ing</li> <li>• Why don't you ...?</li> </ul>

## Writing (a leaflet giving advice)

**8** *Portfolio*: Write a leaflet giving advice on how to protect yourself in the streets. Use ideas from Ex. 6.

# Hanging out

## study skills

### Using mind maps

Make mind maps with words/phrases. This helps you organise information and remember it when you need to.

## Vocabulary

### ◆ Free time activities

- 1 Add ideas to the mind map. Which of these do you do...

#### on a warm day?

- hang out at the shopping centre
- do the gardening
- have lunch outdoors

### FREE TIME ACTIVITIES

#### on a rainy day?

- read a book
- rent a DVD
- chat with friends
- play computer/board games
- surf the Net

#### on a hot day?

- go sunbathing
- go surfing
- play beach volleyball

## Reading & Listening

- 2 a) Look at the pictures and the introduction to the text. What city and country is the article about? What do you think you can do there? Read and check.
- b) 🗣️ Fill in: *on, for, from, at, about, to*. Listen and check. Explain the words in bold.

Kelly and Jamie tell us about their coolest spots in Sydney, Australia.



My coolest **spot** is Darling Harbour. There are plenty of activities to choose

1) ....., such as a ride 2) ..... the carousel, a film 3) ..... the IMAX theatre, an exhibition at the Powerhouse museum or a visit 4) ..... the fantasy world of Jacobs Toymaker. (Kelly)



Manly has lots of interesting attractions, **including** Oceanworld and the popular **surfing** beach, but I'm crazy 5) ..... one thing ... Manly Skatepark! I love it there! I meet my friends and we skate all afternoon! Manly is also the best place to shop 6) ..... **skating gear**. (Jamie)

## Speaking

- 3 🗣️🗣️ **Portfolio:** Take the roles of Kelly and Jamie. Tell each other about your favourite place in Sydney, what you do there and how you like it. Record yourselves.

## Writing (an article)

- 4 **Portfolio:** Write a short article about where you go in your free time (50-70 words). Write:
- where it is
  - what you can do there
  - why you like it
  - how you feel there



## Landmarks of the British Isles



**Malahide Castle** is north-east of Dublin City, Ireland, and dates back to the 12<sup>th</sup> century. It is in the middle of a large park and was used as both a **fortress** and a family home. It is a **spooky** place because people often see **ghosts** there.



**Edinburgh Castle** is Scotland's most famous castle. It is very popular with tourists and around 1 million people visit it every year. It is a very **unique** castle as it was built on top of an **extinct volcano**.



**Conwy Castle** in Gwynedd, Wales, is a classical 13<sup>th</sup> century **fortress**. It is a masterpiece of **medieval** architecture that took seven years to build. It has eight big **towers** that offer great views of the nearby river and the Snowdonian mountains.



**The Tower of London** sits on the banks of the River Thames. The Tower is **guarded by** Yeoman Warders, or 'Beefeaters'. Eight big, black birds called **ravens** live in the Tower. There's a **legend** that says if they ever fly away, the Tower will fall down.



**1** Look at the map. What is the capital of each country? What do you know about these countries?

### Reading & Listening

**2** a) Think of a question to ask about each landmark. Listen, read and see if you can answer them.

b) Read again and write down one unusual fact about each place. Compare it with your partner's.



**3** Explain the words in bold. In groups ask and answer questions based on the text.

**▶** A: *Where's Malahide Castle?*  
B: *It's north-east of Dublin City, etc.*

**4** 🗣️😊 Tell your partner which castle you like and why.

### Writing

**5** 🗣️😊 **Portfolio:** Write a short text about landmarks in your country. Use a map of your country to give a talk to the class.



# English in Use

## 1

### ◆ Buying an underground ticket

**1** How do you usually travel?

- by train/bus/motorcycle/plane/tube\*/bike/taxi/car/boat/ship
- on foot

\*tube: the underground, metro

**2** a) Listen and repeat. Who says each sentence/phrase: a ticket seller? a passenger?

- Next, please.
- Where to?
- Single or return?
- Return to Barbican, please.
- That's £6.00.
- Which line do I take, please?
- You're welcome.

b) Read and listen to the dialogues and check. Where does each person want to go?

**A**

TS: Next, please.  
 P: Two tickets, please.  
 TS: Where to?  
 P: St James's Park.  
 TS: Single or return?  
 P: Single, please.  
 TS: That's £6.00.

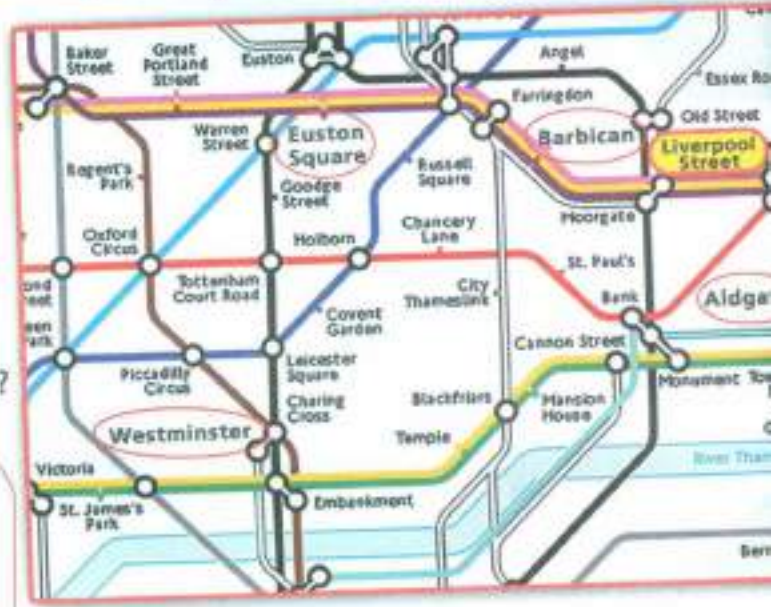
**B**

TS: Yes, please?  
 P: Two tickets, return to Barbican, please.  
 TS: That's £12.00.  
 P: Here you are. Which line do I take, please?  
 TS: Take the Circle line.  
 P: Thanks a lot.  
 TS: You're welcome.

**3** Portfolio: Use the map and the fares chart to act out similar dialogues, between a ticket seller and a passenger. You want to go from Liverpool Street to:

- Westminster (2 adult\* & 2 child\*)
- Aldgate (2 adult & 1 child)
- Euston Square (3 adult)

Zone	Fares for the London Underground	
1	£3 Adult	£1.50 Child (5+)



= Circle Line  
 \*2 adult = 2 adult tickets  
 \*2 child = 2 child tickets

### Pronunciation /i/ - /i:/

**4** Listen and tick (✓). Listen and repeat. Think of two more words with the same sounds.

Reading Rules	
ea, ee	/i:/ steal, seek
i	/i/ Nick

	/i/	/i:/		/i/	/i:/
Pete			beat		
pit			bit		
peal			slip		
pill			sleep		



# Extensive Reading

## ACROSS THE CURRICULUM: GEOGRAPHY

Internet Explorer

### GEO-KIDS SPECIAL REPORT:

- home
- what's new?
- profiles
- forums

# Mexico City



Capital city of Mexico  
**CONTINENT:** North America  
**POPULATION:** 20 million  
**LANGUAGE:** Spanish  
**CURRENCY:** Peso

1

Mexico City is one of the world's largest cities. It has got beautiful old buildings, green parks, museums and an exciting nightlife. It's a great place to visit. Nine million people visit it each year.

2

Many people live in beautiful houses with gardens. Others live in **blocks of flats** near the city centre.

3

Mexico City is a difficult city to drive in

because of the heavy traffic. The city's fantastic metro network, however, has **11 lines** and is very cheap. There are hundreds of buses, trolley buses and *peseros* (minibuses), too.

4

In their free time, Mexicans shop at colourful street markets. They also enjoy going to the cinema and theatre. They even have street parties. Football and horse racing are the most popular sports.

5

The people of Mexico City are very friendly. The food is excellent, too! The restaurants serve delicious local food like tortillas and *frijoles* (beans).



Click on **FORUMS** and tell us about your city. How is it different from Mexico City?

### Reading & Listening

1 Listen to the sounds and look at the pictures. What do you think it is like there? (*noisy, quiet, crowded, busy, clean, dirty, etc.*). Tell your partner.

I think it is busy.

2 a) What would you like to know about living in Mexico City? Read the text. Can you answer any of your questions?

b) Read again and label sections 1-5 with headings A-E. Listen and check. Then explain the words in bold.


- A Transport
- B Food
- C Tourism
- D Homes
- E Leisure

### Speaking

3 In groups, make notes about your village/town/city under the headings (A-E). Use your notes to present your talk to the class.

### Writing

4 *Project:* Write a 'special report' on your town/city for the Geo-Kids website. Include positive and negative points.



# PROGRESS CHECK 1

## 1 Match the words.

- |   |           |   |            |
|---|-----------|---|------------|
| 1 | alarm     | A | landscapes |
| 2 | heavy     | B | transport  |
| 3 | beautiful | C | streets    |
| 4 | crowded   | D | traffic    |
| 5 | public    | E | system     |
| 6 | door      | F | isolated   |
| 7 | feel      | G | air        |
| 8 | fresh     | H | chain      |

(Points:  $\frac{8 \times 2}{16}$ )

## 2 Choose the correct word.

- John leads an unhealthy/unwelcome lifestyle.
- We really like the landscape/peace and quiet in this village.
- There is a low rate of unemployment/living in big cities.
- It's a crime to look/break into a house.
- I miss the hustle and noise/bustle of LA.
- I love saying/chatting with my friends.
- Public transport is convenient/heavy in my town.
- You are hometown/homesick when you miss home.
- He's installing/inventing outside lights in his garden.
- I hate the constant/crowded noise in Paris.
- He feels lonely/friendly away from his family.
- Let's check/rent a DVD tonight.
- On a hot day we do/play beach volleyball.
- Everything is close/easy at hand in big cities.

(Points:  $\frac{14 \times 2}{28}$ )

## 3 Choose the correct word.

- Many young people hang on/out at shopping centres at weekends.
- The police are running into/after a burglar.
- There are lots of books to choose from/in.
- He's crazy of/about football.

(Points:  $\frac{4 \times 3}{12}$ )

## 4 Put the verbs in brackets into the present simple or the present continuous.

- John ..... (visit) his parents this weekend.
- He ..... (take) me to school every day.

- Be quiet. The baby ..... (sleep).
- He ..... (always/bite) his nails.
- Water ..... (not/boil) at 80°C.
- The bus ..... (leave) at 6:30pm.
- ..... (he/do) his homework now?
- What time ..... (you/start) work?
- He ..... (not/watch) TV now.
- She ..... (not/like) flying by plane.
- ..... (they/leave) next week?
- I ..... (not/think) he's in.

(Points:  $\frac{12 \times 2}{24}$ )

## 5 Fill in: Which line do I take, please? Thanks a lot. One ticket please. That's £3.00. Return to Oxford Circus.

- A: Next, please.
- B: 1) .....
- A: Single or return?
- B: 2) ..... How much is it?
- A: 3) .....
- B: There you are. 4) .....
- A: Take the Circle line, then change at Baker Street and take the Bakerloo line.
- B: 5) .....

(Points:  $\frac{5 \times 4}{20}$ )


(My score:  $\frac{\quad}{100}$ )

## Now I Can ...

- talk/write about city/country life
- ask for/give advice about home safety
- write an article about where I go in my free time
- write a report about my town/city
- write a text about landmarks in my country

## ... in English





### ◆ Before you start ...

- Where do you live? Do you like living there? Why?
- What do you do in your free time?

### ◆ Look at Module 2

Find the page numbers for pictures 1-3.

### ◆ Find the page number(s) for

- an extract from a short story
- a quote
- an illustrated story
- a quiz

### ◆ Listen, read and talk about ...

- authors/fictional characters
- an adventure story
- a mystery story
- storytelling in Ireland
- the Canterville Ghost

### ◆ Learn how to ...


- talk about events in the past
- ask questions about the past
- narrate past events

### ◆ Practise ...

- past simple: irregular verbs & *used to*
- words showing sequence of events in the past
- pronunciation: /ɪ/, /iə/
- reading rules: ere, ear, eer

### ◆ Write / Make ...

- a short article about your favourite author
- a plot
- a mystery/adventure/humorous story
- a folk tale



# Bookworms

## Vocabulary

### Literature

- 1 Are you a bookworm? Do the quiz on literary genres. Check answers in a dictionary.

## Quiz

- A(n) ..... story is an exciting story about a hero who goes on an unusual journey and does new and dangerous things.  
A comedy      B adventure  
C suspense
- A ..... story is about events that take place in the future or in space and usually describes strange creatures and robots.  
A mystery      B drama  
C science fiction
- A ..... is a serious and emotional play, written for the theatre, television or radio.  
A drama      B comedy  
C novel
- A ..... is a story about a crime or a strange event that is difficult to explain.  
A mystery      B legend  
C fairy tale
- A(n) ..... is a funny story with a happy ending.  
A adventure      B myth  
C humorous story
- A ..... is the story of a person's life written by another person.  
A novel      B biography  
C history

Excitement, adventure, and mystery all make up the world of fiction. And here are some of the greatest names in fiction.



Who was the 'Queen of Crime'? Agatha Christie, of course, the world's best known mystery writer. Agatha Christie was born in Devon, England in 1890, and she created many fictional detectives. The most famous are Hercule Poirot and Miss Marple. Hercule Poirot is a Belgian detective, famous for his neat appearance, his obsession with order and his use of psychology in his investigations of crimes. Miss Marple, on the other hand, is nothing like a typical detective. At first glance she is an ordinary old lady who loves knitting and gossip but she can solve the hardest of mysteries and puts many criminals behind bars!

## Reading & Listening

- Who are the authors/characters in the pictures? What do they have in common?
  - Think of two questions about these fictional characters: *Miss Marple*, *Hercule Poirot*, *Sherlock Holmes* and *Captain Nemo*. Read, listen and see if you can answer them.
- Read again. Who ...
  - solves crimes with a partner?
  - always wants to be neat and tidy?
  - doesn't look like a detective?
  - wrote adventure novels?
  - travels in a submarine?
- Explain the words in bold. Then match the underlined adjectives to their synonyms.
    - well known • unusual • amazing • clever
    - ordinary • loyal
  - Use the underlined adjectives to describe other fictional characters.

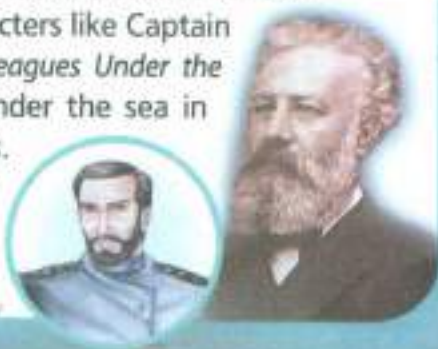


Sir Arthur Conan Doyle was born in Edinburgh, Scotland in 1859. He studied medicine at the University of Edinburgh. It was one of his professors that inspired him to create the most brilliant detective ever, Sherlock Holmes.



Holmes' extraordinary powers of observation help him solve the most mysterious cases with the help of his faithful companion, Dr Watson. Holmes is very logical and extremely intelligent. He wears a cape and hat, smokes a pipe and uses a magnifying glass.

Jules Verne lived in Nantes – on the west coast of France. He loved the sea, and when he was only 12, he tried to run away on a ship to the West Indies. Unfortunately for him, the sailors caught him and sent him home. Jules had a great imagination and wrote several adventure stories and created mysterious characters like Captain Nemo. In *Twenty Thousand Leagues Under the Sea*, Captain Nemo travels under the sea in his submarine, the *Nautilus*. On his journeys he meets strange sea creatures and finds an underwater city.



c) Use verbs in the *past simple* to make sentences about your favourite writer and his/her fictional characters.

► Tolstoy wrote 'War and Peace'.

7 Complete the gaps with the *past simple* form of the verb in brackets.

- H. G. Wells' *War of the Worlds* ..... (cause) panic when people first ..... (hear) it on the radio, in 1938.
- Daniel Defoe ..... (use) the real adventures of sailor A. Selkirk to write *Robinson Crusoe*.
- William Shakespeare often ..... (act) in his own plays.
- The English poet, Byron ..... (fight) in the Greek war of independence in 1821.
- Herman Melville ..... (travel) to many places before he ..... (write) *Moby Dick*.
- Mary Shelley ..... (create) the monster in *Frankenstein* after she ..... (speak) with Lord Byron.

## Speaking

- 5 You are one of the authors/characters in the texts. Introduce yourself and talk to the class about your life.

## Grammar Grammar Reference

### ◆ Past Simple

- 6 a) Find the regular and irregular past forms in the text.
- b) Complete the questions with the correct form of the verb. Mind the spelling rules. Then, answer them.

- ..... (Arthur Conan Doyle/write) poems?
- ..... (Agatha Christie/be) a famous writer?
- What ..... (Arthur Conan Doyle/study)?
- What ..... (Jules Verne/do) when he was 12?
- Which characters ..... (Jules Verne/create)?
- Where ..... (Agatha Christie/be born)?

- 8 Ask and answer questions about the authors in the text or your favourite authors and their works. What is your favourite genre? When and where do you prefer to read?

## Writing (an article)

- 9 **Portfolio:** Write an article for your school newspaper about your favourite author. Write:

- where he/she was born
- what he/she did before writing
- what famous character(s) he/she wrote about
- what the famous character(s) are like

# 2

## b

# A classic read

### The Plot:

'Journey to the Centre of the Earth' by Jules Verne is an adventure story about a professor, Otto Lidenbrock, and his nephew Axel. After they find a mysterious message from explorer Arne Saknussemm in an old book, they go on a dangerous journey to look for the centre of the earth. During their adventure, their raft is broken against rocks and they discover an amazing place ...

*While Hans repairs the raft, Axel and the Professor look around.*

- ① Professor: Let's explore this area over here!
- ② Professor: What's that noise?  
Axel: Quick! Hide!

*The men hide behind some bushes.*

- ③ Axel: Look! A man. And huge elephants.  
Professor: But, they used to live thousands of years ago. When we get home, people will be amazed by what we saw.  
Axel: But, will they believe us?
- ④ Professor: We must get back to Hans and the raft!  
Axel: Wait! What's this?
- ⑤ Professor: It's a very old knife. It must be Arne Saknussemm's!

*The Professor finds initials on a cave wall.*

- ⑥ Professor: Saknussemm was here! The compass must be broken.  
Professor: We found it! This must be the last part of Arne Saknussemm's journey!
- ⑦ Professor: Quick – let's find Hans and come back!



## Reading & Listening

1 Listen Look at the pictures and listen to the sounds. What do you think the story is about? Read the plot to find out.

2 a) Read the story and complete the sentences with words from the text or your own words.

- 1 Axel and the professor heard .....
- 2 The men hid .....
- 3 Then, they saw .....
- 4 Axel found a .....

b) Listen Put the pictures a-g in the correct order. Listen and check.

3 Find words in the text which mean:

- 1 look around 2 very big 3 surprised 4 the first
- letters of your name and surname 5 an instrument that shows direction 6 find sth 7 go somewhere you can't be seen

## Speaking

- 4 a) Portfolio: Take roles and act out the dialogue in the story. Record yourselves.
- b) Use the pictures to narrate the story.

## Grammar Grammar Reference

◆ Past Simple & used to

- 5 a) Study the rule. Find examples of *used to* in the text.





### ◆ Sequence of events

**6** Study the box. Then join the sentences with the words in bold.



We use **as soon as**, **when**, **after**, **until** and **then** to introduce time and show a sequence of events.

*The phone rang **as soon as** he entered the room.*

- 1 Otto and Axel found a message. They decided to go on a dangerous journey. (**as soon as**)
- 2 They looked around. They heard a noise. (**until**)
- 3 They hid behind some bushes. They heard the noise. (**when**)
- 4 They went to meet Hans. Axel found an old knife. (**after**)

### Writing (a short plot)

**7** *Portfolio:* Write a short plot for a book you read. Use the plot in Ex. 1 to help you.

We use **used to + infinitive** to talk about past states and habits.

*My grandad **used to** tell me stories when I was young. (He doesn't anymore.) He **didn't use to** wake up late in the mornings. **Did you use to** ride a bike when you were 5 years old? Sometimes we can replace **used to** with the past simple without any real difference in meaning. *When he was a child, he **used to spend**/he **spent** his holidays in Sochi.**

**b)** Use the words to write sentences about what you **used/didn't use to** do when you were six. You can use your own ideas.

- read comics • play with toys
- go to the park • write stories
- watch cartoons • drive a car
- play hide-and-seek

▶ *When I was six, I **used to** read comics.*



# Vanished!



One Saturday last winter, my best friends Amy, Maria, Greg, Andy and I decided to spend the weekend in my uncle's big, old house in the country. It was stormy outside, so we decided to spend a **cosy** evening chatting together in the living room downstairs.

Suddenly, there was a **powerful** gust of wind. The lights flickered and then **went out** altogether. 'What was that?' I said. 'Don't worry, John, it's just a **power cut**,' Greg reassured me. We carried on laughing and telling scary stories in the dark. After a while, there was a bright flash of lightning that lit up the whole room. There was a loud gasp. 'Andy is missing!' Amy cried.

We all looked at each other **confused** and scared, because no one had seen Andy leave the room. We felt our way around the house, calling Andy, but there was no reply. We went back to the living room and tried to think of what to do next. Just then, there was a loud snore from the corner of the room. At that moment, the lights came back on. There was Andy, **fast asleep** on a big, **velvet** sofa!

Andy sat up sleepily, **rubbing** his eyes. 'Oh good, the lights are back on!' he said. 'I was sleepy and felt like a **snooze**. I didn't want anyone to trip over me so I crawled over here.' We were all very **relieved**.

John, 13

## Reading & Listening

- 1 a) Listen and match the sounds 1-10 to the words a-j. Which of these sounds are made by people?

- |   |                          |       |   |                          |              |
|---|--------------------------|-------|---|--------------------------|--------------|
| a | <input type="checkbox"/> | sigh  | f | <input type="checkbox"/> | chat         |
| b | <input type="checkbox"/> | snore | g | <input type="checkbox"/> | storm        |
| c | <input type="checkbox"/> | cry   | h | <input type="checkbox"/> | gust of wind |
| d | <input type="checkbox"/> | gasp  | i | <input type="checkbox"/> | whisper      |
| e | <input type="checkbox"/> | laugh | j | <input type="checkbox"/> | yawn         |

b) Which of the words above can be both nouns and verbs? ▶ a *sigh* - to *sigh*

c) Look at the pictures. Can you tell the story? Read, listen and check. Is it a literary work or a true story?

- 2 a) Read again and answer the questions.

- Where were the children?
- What was the weather like?
- What happened to Andy?
- How did the children feel?
- What happened when the lights came back on?

b) Explain the words in bold.

## GAME

*Chain story.* Play in teams. Continue the story. Start like this:

*John put on his coat, got his bag and left home ...*

- ▶ *Team A S1: He walked down the street ...*

## study skills

### Sequence of events

Before you write your story, decide on the main character(s) and the events. Write the events in the order they happened. This helps the reader follow your story more easily.

## Writing (a story)

- 3 *Portfolio:* Your school magazine is holding a(n) adventure/humorous/mystery story competition. Write your story (about 100 words). Think about:

- characters • place • time
- events in order • climax event
- feelings

## Reading & Listening

- 1 Listen to the music. Which country does it remind you of? How do you think it is related to the title of the text?
- 2 a) Look at the pictures and read the quote. What might the text be about? Listen, read and check.  
b) Read the text again and answer the following questions.
  - 1 What do Seanachais do?
  - 2 What are the two types of stories people tell in Ireland?
  - 3 What are these myths/legends about?
  - 4 What characters do you find in Irish folk tales?
- 3 a) Find the adjectives the author uses for:
  - beasts • champion • values
  - characters • adventures
  - obstacles • location
 b) Explain the words in bold.
- 4  What information does the text give about: Finn Mac Cumhal, the Fianna, leprechauns?

## Project

- 5 Work in groups. Think of a popular folk tale in your country. Tell another group.
  - What is it about?
  - Who are the main characters?
  - What happens in the story?
  - What moral values does the text suggest?

Write a short version of it for an international English magazine.

# The Gift of Storytelling



A story should be told eye to eye, mind to mind, heart to heart.

*Stanley Robertson (storyteller)*

Perhaps the best way to spend a cold, winter night in Ireland is to sit in front of the fire and enjoy the company of a Seanachai, a storyteller. Ireland has many stories to tell and they belong to two groups: myths and legends and folk tales. Throughout the years, people passed on stories to form a great **tradition**.

**M**yths and legends are stories about giants, **saints**, **warriors** and kings. They are tales of heroes who **overcome** great obstacles<sup>1</sup>, fight with magical beasts and have incredible<sup>2</sup> adventures. One such legend is the story of the noble **champion** Finn Mac Cumhal and his group of warriors, the Fianna, who protected the High Kings of Ireland.

**F**olk tales entertain people while teaching them moral values. These stories have the most unusual characters: fairies, elves, leprechauns and many more. The Leprechaun is one of the most popular characters in Irish folklore. Its name means 'small body'. It is a type of fairy that makes shoes and has a hidden treasure: a crock<sup>3</sup> filled with gold. If you catch it, it must tell you the secret location of its treasure immediately. But be careful! It will try to trick you into looking away for a second, and then it will disappear!

1 an object/thing that makes it difficult to go where you want

2 something so unusual or surprising, that you can't believe it's true

3 a big old pot or jar

# English in Use 2

## Reading & Listening

### ◆ Narrating past events

#### 1 a) 🗣️ Listen and repeat.

- You'll never guess what happened to me.
- What is it?
- You look a little upset.
- I had quite a shock.
- What on earth was it?
- Oh my goodness!
- What was going on?
- Oh dear!

b) 🗣️ The sentences in Ex. 1a are from a dialogue between two friends. Read the first two exchanges and look at the picture. What do you think happened to Penny? Listen and check.



2 Read the dialogue and list the events in the order they happened. Check with your partner.

John: Hi, Penny.  
 Penny: Hi, John. You'll never guess what happened to me.  
 John: What is it? You look a little upset.  
 Penny: Oh dear. I had quite a shock.  
 John: Really! Why?  
 Penny: I was at the zoo, when I heard people shouting and screaming.  
 John: What on earth was it?  
 Penny: Everyone was around the fountain and they all looked really scared.  
 John: Oh my goodness! What was going on? Did someone fall in the water?  
 Penny: Not someone, but something. There was a long orange snake with black stripes swimming around in it.  
 John: Oh dear! Was anyone hurt?  
 Penny: No. The guards caught it quickly and put it back in its cage.  
 John: Well, well, well. You don't see that every day, do you?  
 Penny: No, you certainly don't.

## Speaking


3 🗣️🗣️ *Portfolio:* You meet your English friend in the street. Tell him/her about something unusual that happened to you the previous day. Use the sentences/phrases from Ex.1 to act out your dialogue. Record yourselves.

## Pronunciation /i:/ - /iə/

4 🗣️ Listen and tick (✓). Listen and repeat. Can you think of more words with these sounds?

Reading Rules	
e, ee, ea /i:/	me, see, bead
ere, eer, ear /iə/	here, beer, beard

	/i:/	/iə/		/i:/	/iə/
me			beer		
mere			knee		
bee			near		



**A** *Oscar Wilde (1854-1900) was a popular Irish poet, novelist and dramatist. His most famous works include 'The Picture of Dorian Gray', 'The Importance of Being Earnest', as well as some excellent short stories like 'The Canterville Ghost'. This story is about an American ambassador and his family who buy a house although the locals warn them that ghosts live in it. After several incidents, the Otis family begin to notice the Canterville Ghost.*

1 Who was Oscar Wilde? Read text A to find out.

### Reading & Listening

2 a) Read the title of the story and listen to the sounds. What do you think happens in this extract?

b) Listen, read and check.

3 Complete the sentences. Explain the words in bold.

- 1 Mr Otis was the .....
- 2 Mr Otis bought .....
- 3 People said that Canterville Chase .....
- 4 Mr Otis woke up because .....
- 5 Outside his bedroom, he saw .....
- 6 Mr Otis gave the ghost .....

4 What did the man Mr Otis met look like? Draw a picture.

### Speaking

5 *Portfolio:* Act out a short dialogue between Mr Otis and the Canterville ghost.

### Project

6 *Portfolio:* What do you think happened afterwards? In groups, continue the story. Then, listen and check.

**B**


## Oscar Wilde *The Canterville Ghost*

**W**hen Mr Hiram B Otis, the American ambassador, bought Canterville Chase, every one told him it was a very foolish thing to do, as the place was haunted.

At eleven o'clock the family went to bed, and by half-past all the lights were out. Some time after, Mr Otis woke up because of a noise outside his room. It sounded like the **clank** of metal. He got up at once, **struck** a match, and looked at the time. It was exactly one o'clock. Mr Otis was quite calm. The strange noise continued, and with it he heard the sound of footsteps. He put on his slippers, took a small bottle out of his **dressing case**, and opened the door. Right in front of him he saw an old man. He looked terrible. His eyes were red; his hair was long and grey; his clothes were old-fashioned and dirty, and there were **handcuffs** and **rusty chains** on his wrists and ankles.

"My dear sir," said Mr Otis, "those chains need **oiling**. Here take this small bottle of lubricant. I will leave it here for you and I will give you more if you need it." With these words the ambassador put the bottle down on a marble table, and went back to bed, closing the door behind him.





# PROGRESS CHECK 2

- 1** Choose the odd one out.
- scared – shocked – frightened – relieved
  - cape – uniform – pipe – hat
  - ordinary – typical – incredible – usual
  - comedy – mystery – science fiction – novel
  - mystery – drama – glance – myth

(Points:  $\frac{5 \times 2}{10}$ )

- 2** Fill in: wear, tell, create, solve, smoke, use, overcome, put, play, explore.
- 1 ..... a story; 2 ..... a magnifying glass;  
 3 ..... an area; 4 ..... a role;  
 5 ..... a character; 6 ..... criminals behind bars;  
 7 ..... a crime; 8 ..... a pipe;  
 9 ..... an obstacle; 10 ..... a hat

(Points:  $\frac{10 \times 1}{10}$ )

- 3** What did/didn't John use to do when he was six? Write sentences.
- play football (X)
  - wake up early (✓)
  - play computer games (✓)
  - go to the seaside (✓)
  - play with toys (X)

(Points:  $\frac{5 \times 3}{15}$ )

- 4** Choose the correct words.
- He waited in the airport as soon as/until the plane arrived.
  - Mary called her mother until/as soon as she got home.
  - He tried to find a good job until/after he graduated.
  - She was in bed after/when the phone rang.
  - He watched TV when/after he had dinner.

(Points:  $\frac{5 \times 3}{15}$ )

- 5** Put the verbs in brackets into the *past simple*.
- How ..... (you/feel) when you ..... (see) the film?
  - Hans ..... (not/find) the initials on the cave wall.
  - Where ..... (Captain Nemo/travel)?

- 4 "..... (he/explore) the cave?"  
 "No, he ..... (be) afraid."  
 5 "When ..... (he/arrive)?" "An hour ago. He ..... (bring) Ann with him."

(Points:  $\frac{5 \times 4}{20}$ )

- 6** Write the *past simple* forms.
- |               |                |
|---------------|----------------|
| 1 catch ..... | 6 wake .....   |
| 2 send .....  | 7 decide ..... |
| 3 find .....  | 8 hear .....   |
| 4 hide .....  | 9 leave .....  |
| 5 break ..... | 10 put .....   |

(Points:  $\frac{10 \times 1}{10}$ )

- 7** Match the sentences (1-4) with their responses (a-d).
- |   |                  |
|---|------------------|
| <input type="checkbox"/> 1 What was that?       | a Really? Why?   |
| <input type="checkbox"/> 2 I had quite a shock. | b It's a knife.  |
| <input type="checkbox"/> 3 Are you afraid?      | c Don't worry!   |
| <input type="checkbox"/> 4 Wait. What's this?   | d Of course not! |

(Points:  $\frac{4 \times 5}{20}$ )

(My score:  $\frac{\quad}{100}$ )

## Now I Can ...

- talk/ask about past events
- recognise literary genres
- write a short article about a fictional character
- use linkers in narration
- tell/write a mystery/adventure/humorous story
- talk about famous authors/fictional characters
- write a plot for a book

... in English



**Where you start ...**

- Do you know of any famous writers? What are they famous for?
- Which is your favourite story? When did you first read it?

**Look at Module 3**

Find the page numbers for pictures 1-3.

**Find the page numbers for**

- a painting
- a descriptive article
- people at work
- storybook characters

**Listen, read and talk about ...**

- hobbies
- physical appearance & character
- people you admire
- jobs
- Beefeaters
- children in the past

**Learn how to ...**

- describe people
- talk about people's jobs and hobbies

**Practise ...**

- relative pronouns & adverbs
- order of adjectives
- -ed/-ing participles
- multiple meaning words
- phrasal verbs: give
- pronunciation: /e/, /æ/
- reading rules: e, a

**Write / Make ...**

- an e-mail to your friend about a teenager you find interesting
- a paragraph describing your favourite book character
- a descriptive article about a person you admire
- an e-mail to your English penfriend about a popular tourist attraction in your country
- a short text about working children in the 19th century in your country



# Lead the way!

## Vocabulary

### Hobbies

- 1** Listen and repeat. Which of these hobbies are not popular with teenagers today? *sewing, writing stories, skateboarding, ice-skating, knitting, collecting stamps, playing chess, boxing, fencing, football, painting, songwriting.* Discuss.

▶ *Sewing is not popular with teenagers nowadays but my granny used to sew when she was my age.*

### Character

- 2** What qualities do you need to have to do the activities above? *artistic, creative, daring, fit, patient, athletic, sociable, curious, determined, imaginative.*
- ▶ *You need to be fit to box.*

## Study skills

### Multiple meaning words

Multiple meaning words are words that have several meanings depending on the context. Don't break his toy. Let's break for lunch.

## Reading & Listening

- 3** a) Read the sentences. What does *drive* mean?

I admire her drive and enthusiasm.  
Let's go for a drive in the country.

- b) Read the title of the text. What does *drive* mean: *ambition* or *trip*? What is the text about? Listen, read and check.

- 4** Read the text again and answer the questions. Then explain the words in bold. Which teenager(s) ...

- 1 designed something? 2 can sell the things they make?  
3 has a competitive hobby? 4 works with colours?  
5 started their hobby as part of a school project?

## Grammar

Grammar Reference

### Relative pronouns & adverbs

- 5** a) Study the theory box and name the relative pronouns and adverbs in the text. What do they refer to?

Relative pronouns (who, which, that, whose) and relative adverbs (when, where, why) introduce relative clauses.

- who/that refer to people • which/that refer to things
- whose shows possession • when refers to time
- where refers to place • why refers to reason

b) Choose the correct answer.

- 1 This is the skate park **which/where** I skate regularly.
  - 2 That's the girl **who/whose** mum works in a bank.
  - 3 Arthur Conan Doyle was the author **which/who** created Sherlock Holmes.
  - 4 2003 was the year **when/which** they visited the USA.
- c) Say a noun. Your partner gives a definition using a relative pronoun/adverb.

▶ A: doctor

B: A doctor is someone who treats sick people.



## Speaking

- 6** Imagine you are one of these teenagers. Talk about yourself. Say when and why you chose that hobby and what happened. Answer your classmates' questions.

## Writing (an e-mail)

- 7** *Portfolio*: Which of these teenagers do you find interesting? Why? Write a short e-mail to your English penfriend about him/her. In your e-mail write: *name of person; country he/she is from; what he/she does; character qualities; why you find him/her interesting.*





# Meet America's TEENS

## with drive!

Some teenagers spend their whole lives playing computer games, watching TV or just complaining that they are bored! While some others get out there and do things! Meet America's new generation of dynamic teens!

Akiane Kramarik is a girl from a small town in Idaho whose favourite hobby is painting. Akiane is very creative and learned how to use pastels when she was six. She **pays a lot of attention to detail** and her paintings are very realistic. She finished 40 paintings that sold for as much as \$25,000.




In December 2001, Raynece Leader-Thomson, who was a student at Edison Middle School, had to do a science project. Her mother helped her **design** a game which makes learning maths simple as well as fun! Raynece got an 'A' grade for her project so her teacher gave it to some younger students to **try out**. Soon after that people started to ask for their own copy of the game. So they **set up** a company called, 'Math Works, LLC!'




Esteban Cortezar is a young man whose love for fashion began when he was a child in Colombia. He began designing when he was ten. He used to take old clothes apart and then **staple** pieces back together again. Today Esteban is in **charge of** a growing fashion **empire**. He recently travelled to New York, where he showed his **latest** collection during fashion week. Esteban is **determined** to succeed and it looks like he is going the right way about it!



Chase Austin competed in his first race at the age of eight in a go-kart **pieced together** by his father. The 16-year-old certainly loves speed and already has a career which many people could be **jealous of**. This young man from Kansas is not **afraid of** hard work and that's why he has won so many **awards**.





# 3

b

# Who's who?



## Vocabulary

### ◆ Appearance

- 1 Look at the characters. Which books are they from? Listen and check.
- 2 a) Which words from the table below did you hear? Listen again and check your answers.

<b>Build</b>	slim, thin, skinny, well-built, plump, fat, heavily built
<b>Age</b>	baby, child, young, teenager, in his/her twenties / in his/her thirties, middle-aged, old, elderly
<b>Hair</b>	short, spiky, straight, shoulder-length, long, blond(e), red, brown, fair, dark, grey, curly, wavy, bald, pigtails
<b>Height</b>	short, of medium height, tall
<b>Face</b>	cute, pretty, ugly, round, thin
<b>Special Features</b>	dark tan, scar, beard, moustache, freckles

- b) Choose a character. Your partner asks you *yes/no* questions to find out who the character is.

► A: Does ... have long hair?  
 B: No, ... has short hair.

## Reading & Listening

- 3 a) Read the first exchange in the dialogue. Where are Clara and Fiona: at the theatre? at a party? Which characters in Ex. 1 were in the play? Listen, read and check.

Clara: Your school play was exciting, Fiona. Thanks for inviting me.  
 Fiona: I'm glad you enjoyed it, Clara. Everyone worked hard to stage *Alice in Wonderland*. Do you want to meet the actors?  
 Clara: Yes, I'd love to, but ... I can't tell who is who! I only remember them in their costumes on stage!  
 Fiona: OK, let me help you. Can you see the short boy over there with the spiky, blond hair and freckles?  
 Clara: The one with the spiky hair?  
 Fiona: Yes. That's Robert. He played the part of the White Rabbit!  
 Clara: Oh, really? He was very funny! What about the Duchess?  
 Fiona: Julie was the Duchess! She's the tall, well-built girl with the long, dark hair in the corner.  
 Clara: She looked huge in that big costume! And who played the Cheshire Cat?  
 Fiona: Oh, that was Matt, the boy next to the coffee table. The one with the short brown hair.  
 Clara: He's so cute! Come on! I want you to introduce me to him first!



Read the dialogue again and mark the words **T** (true) or **F** (false). Explain the words in bold. Mime or draw their meanings.

- Clara **didn't** like the school play.
- Clara **doesn't** know the names of the actors.
- Robert has got curly hair.
- Julie looked slim in her new costume.
- Clara is interested in Matt.

c) Take roles and read out the dialogue.

## Grammar Grammar Reference

### -ed/-ing participles

4 Study the box. Then choose the correct answer in the sentences.

We use present participles to describe something. *It was a boring film. (What was the film like? Boring.)*

We use past participles to speak about someone's feelings. *We are bored. (How do we feel? Bored.)*

- Jack is **scared/scaring** of spiders.
- I find the maths lessons really **bored/boring**.
- Tonia is **interested/interesting** in football.
- The trip was **tired/tiring**.
- I'm **disappointed/disappointing** in you.

### Order of adjectives

5 Study the theory box. Use the adjectives to describe the people (1-3). Then make your own sentences.

When describing people, mind the order of adjectives. Do not use more than three adjectives before a noun.

Opinion	Height/Age	Origin	Noun
excellent	tall/young	American	athlete

*Bob is an excellent, young, American athlete.*

- Mr Brown: teacher, elderly, kind, French
- Sandy: colleague, patient, middle-aged, British
- Boris Schwartz: tennis player, German, young, tall

## Everyday English

### Describing people

6 Study the box. Then use the language from Ex. 2 and character qualities to talk about your family, friends and teachers.

#### Asking about people's appearance

- What does/do ... look like?
- What is/are ... wearing?
- What does/do ... usually wear/like wearing?

#### Asking about people's character/ personal qualities

- What is ... like?

- A: *What does your mum look like?*      A: *What is she like?*  
   B: *She's ...*  
 B: *She's ...*

## Listening

7 Listen and choose the correct answer.

1 What has Mr Geller got?



2 What is Lucy's hair like?





3 Where is Ann going?



## Writing (a paragraph)

8 **Portfolio:** Write a short paragraph about your favourite character in a book. Write: *name; appearance; character; what is special about him/her.*



3



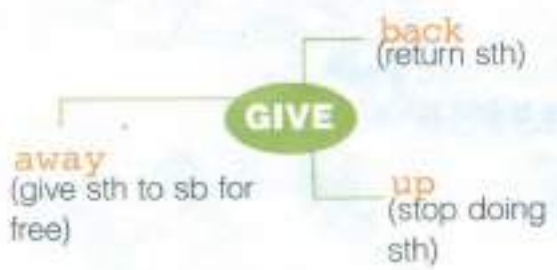
# Against all odds

## Reading & Listening

- 1 Is the person in the picture a *famous scientist? inventor? actor? politician?* What is his name? What do you know about him? Listen, read and find out.
- 2 Which of these adjectives best describe Hawking? Give reasons.
  - determined • brave • artistic
  - imaginative • ingenious
- 3 a) Find the prepositions that follow these words in the text. Use them in sentences of your own.
  - famous • work • cope
  - lose control • give
 b) Explain the words in bold.

### ◆ Phrasal verbs (give)

- 4 Read the spidergram, then complete the sentences. Give your own examples.



- 1 They gave ..... their old toys to the poor children.
- 2 He ..... smoking last year.
- 3 ..... me ..... my book, please.

## The person I admire

by Jenny Smith



- ▶ The person that I admire the most is scientist Stephen William Hawking. He was born on 8<sup>th</sup> January 1942, in Oxford, England. Stephen is famous for his work on the basic laws of the universe. He is also famous for the way he copes with having Motor Neuron Disease (MND).
- ▶ Stephen studied Physics at University College, Oxford. He was diagnosed with MND while still at university. Stephen slowly lost control of his muscles and eventually he couldn't walk. Despite this, he finished his studies, got married and started a career at the university.
- ▶ Some years later, he lost his voice completely. Unfortunately, he was in the middle of writing a book at the time and suddenly had no way to communicate other than **blinking**. Today, a computer system on his **wheelchair enables** him to speak. Of his many books, *A Brief History of Time* is Stephen's bestseller.
- ▶ The reason I admire him is because he is very intelligent and brave, and he never **gives up on** life. When I think of him, I know that anything is possible as long as you really want it and work hard to achieve it.

- 5 Use the headings to complete the paragraph plan.

- later years • the reasons Jenny admires him
- name, date/place of birth, profession • early years




## study skills

### Organising your writing

The first paragraph introduces the topic by giving a short summary of it. The second and third paragraphs are the main body. Each paragraph introduces a new idea and explains it. The last paragraph is the conclusion which also gives a short summary of the topic in other words.


### Writing (an article)

- 6 **Portfolio:** Write an article about a person you admire for the school magazine. Use the paragraph plan in Ex. 5 to help you and the text in Ex.1 as a model. (80-100 words)



# CULTURE CORNER

## Reading & Listening



# The Yeoman Warders

1 Look at the title and the pictures. Who are these men? Where do they work? Read through and check.

2 Read the text again. Choose the correct word to complete the gaps. Listen and check.

- 1 A who                    B when
- 2 A that                  B where
- 3 A that                  B who
- 4 A who                  B whose
- 5 A where                B when

3 Answer the questions T (true), F (false) or DS (doesn't say). Compare with your partner.

- 1 Beefeaters guard the Tower of London. ....
- 2 They have been around for over 500 years. ....
- 3 They don't help tourists. ....
- 4 They have two uniforms. ....
- 5 Beefeaters eat lots of meat. ....

4 Explain the words in bold.

## Speaking

5 Close your books. Tell your partner three things you remember about 'Beefeaters'.

## Writing (an e-mail)

6 Write an e-mail to your English penfriend about a popular tourist attraction in your country where you can see people in special uniforms. Include:

- where it is
- who you can see there
- what they look like

A trip to London is never complete without a visit to the Tower of London. The site **dates** back to the 11th century and is **guarded** by the Yeoman warders, or 'Beefeaters'.



King Henry VIII first introduced Beefeaters in 1485 1) ..... he used them as **bodyguards**. Their **duties** included looking after the **prisoners** in the Tower and guarding the Crown Jewels. These days though, their main role is to act as **guides** for the many tourists 2) ..... visit the Tower every year. They also take care of the eight big black **ravens** 3) ..... live in the tower.

There are 36 Yeoman Warders at the Tower and they are all men 4) ..... were in the **armed forces** for 22 years or more. They live in the Tower with their families.

The Beefeaters are most famous for their **striking** red and gold **uniform**, but they actually only wear this on **formal occasions**. Most of the time they wear a dark blue uniform with red trimmings\*.

No one is exactly sure 5) ..... the name 'Beefeater' comes from. One theory says that the warders used to be paid with meat instead of money! Others say that the name comes from the French word *buffetier*. Buffetiers were guards in the palace of French Kings. They protected the King's food.

\*piece of material used to decorate clothing



## Reading & Listening

### ◆ Talking about hobbies/jobs

**1** a) Look at the pictures. What do you think these people do for a living?

b) Write down as many jobs as you can think of. Compare the list with your partner. Give short definitions for each job using *who*.

▶ A vet is someone who helps sick animals.

**2** a) Listen and repeat the sentences.

- A What are your dad's hobbies?
- B Not a lot really.
- C No, he's not actually.
- D If you say so.
- E What does your dad do?
- F Yes, it certainly is.

b) The sentences are from a dialogue between two friends. What are they talking about? Read through and check.

**3** Read the dialogue and put the phrases A-F in the correct place. There is one extra phrase. Then listen, read and check.

## Speaking

**4** *Portfolio*: What do your parents do? What do they do in their free time? Act out a similar dialogue with your partner. Use the plan below and the dialogue in Ex. 3 as a model. Add your own ideas. Record yourselves.



Harry: Hi Peter! Where were you?  
 Peter: In my dad's office. I wanted to give him some papers.  
 Harry: 1) .....  
 Peter: He's a lawyer.  
 Harry: Mine is a vet.  
 Peter: Wow! It must be very rewarding.  
 Harry: 2) ..... Dad loves looking after the animals. He sometimes brings them home for the night!  
 Peter: Goodness me! Does he have any time for hobbies?  
 Harry: 3) ..... He plays golf every weekend though if he has the chance. 4) .....  
 Peter: He likes playing board games.  
 Harry: Board games! They're a bit boring, aren't they?  
 Peter: He doesn't seem to think so. He loves sitting by the fire playing chess.  
 Harry: 5) ..... But I'm not sure if I agree!

## Pronunciation /e/ - /æ/

**5** Listen and tick (✓). Listen and repeat.

### Reading Rules

- e /e/ get
- a /æ/ glad

Think of more words with these sounds.

	/e/	/æ/		/e/	/æ/
set			kettle		
sat			cattle		
bed			pet		
bad			pat		

### Reading & Listening

1 Do teenagers work in your country? What jobs do they do?

2 The pictures show English children in Victorian times. What do you think their lives were like? Listen and read to find out.

3 a) Read the text and complete the sentences.

- 1 Children's work in cotton factories was .....
- 2 Chimney sweeps had to be .....
- 3 Children in mines pushed .....
- 4 Masters made children work .....
- 5 Lord Shaftesbury started .....

b) Explain the words in bold.

### Speaking

4 Make notes under the headings. Then talk about children's lives in Victorian times.

- working conditions
- working hours • jobs
- wages • masters

5  Discuss the following.

- 1 Do you think it was right for children to do these kinds of jobs?
- 2 Why do you think children did these jobs? How did they feel?
- 3 Would you do any of these jobs? Why (not)?



#### CHILDREN IN VICTORIAN TIMES

VICTORIA was the Queen of England, from 1837 to 1901. During early Victorian times, poor children worked from the age of five to feed themselves and their families. These jobs weren't easy and were often dangerous.

MANY CHILDREN worked as **chimney sweeps** because they were small and thin. They climbed up narrow chimneys to clean them. Street children or **orphans** usually did this job.



A LOT OF CHILDREN also worked in **cotton factories**. When the **cotton threads** broke, children went into the machines to **fix** them. This was very dangerous.




OTHER CHILDREN worked in coal mines. They pushed **trucks** of coal or they opened and closed doors to let air through **tunnels**.

THE MASTERS were often **cruel**. Children worked long hours for very low wages. A lot of children had health problems and accidents.

LORD SHAFTESBURY helped to stop **adults** from using young children at work. He started free schools for poor children. By the end of Victorian times all children went to school until the age of 10.

### Writing (a short text)

6 **Portfolio:** Work in groups. Did children work in your country in the 19th century? Use your history books or the Internet to find out. Write a short text about what kind of jobs they did and what their lives were like.



# PROGRESS CHECK 3

- 1** Fill in: *fit, imaginative, sociable, determined, patient, creative.*
- John doesn't get upset easily. He's .....
  - Jill is very ..... She spends every afternoon at the gym.
  - Robert enjoys parties. He is very .....
  - She's a(n) ..... person; she designs and makes her own clothes.
  - Warren won't give up easily. He is ..... to succeed.
  - Mary's story was very .....

(Points:  $\frac{6 \times 2}{12}$ )

- 2** Choose the odd word out.
- bald – young – teenager – elderly
  - slim – plump – freckles – well-built
  - spiky – wavy – curly – middle-aged
  - pretty – ugly – tall – cute

(Points:  $\frac{4 \times 3}{12}$ )

- 3** Fill in: *back, away, up, for, with, of.*
- Don't give ..... even if you fail your test.
  - I gave Jim his toy .....
  - He can't cope ..... his problems.
  - He was famous ..... his music.
  - You must not give ..... your school books.
  - He lost control ..... his muscles.

(Points:  $\frac{6 \times 2}{12}$ )

- 4** Put the words in the correct order.
- a, German, student, young, kind
  - an, woman, imaginative, elderly, Russian
  - a, plump, short, teenager, British
  - a, basketball player, tall, American, skinny

(Points:  $\frac{4 \times 3}{12}$ )

- 5** Choose the correct word.
- That's the boy whose/who lives next door.
  - The people which/whose horse won the race come from Portugal.
  - 2004 was the year when/where the Olympic Games were held in Athens.
  - This is the house which/where he was born.

(Points:  $\frac{4 \times 3}{12}$ )

- 6** Choose the correct word.
- The movie was really scary/scaring.
  - Kim was tiring/tired after the game.
  - He was disappointed/disappointing with the news.
  - The book was very bored/boring.

(Points:  $\frac{4 \times 5}{20}$ )

- 7** Complete the exchanges.
- What does Lucy look like?
  - What does your dad do?
  - I'm glad you enjoyed it.
  - Not a lot really.
- A: .....  
B: He's a vet.
  - A: Does he have much time for hobbies?  
B: .....
  - A: .....  
B: She has blonde hair and blue eyes.
  - A: Thanks for inviting me.  
B: .....

(Points:  $\frac{4 \times 5}{20}$ )


## Now I Can ... (My score: $\frac{100}{100}$ )

- talk/write about hobbies
- talk/write about physical appearance and character
- talk about people's jobs & hobbies
- write a description
- write an e-mail about a tourist attraction in my country
- write a short text about history

... in English







### ◆ Before you start ...

- What do you look like?
- Who's your favourite person? What does he/she look like? What is he/she like?

### ◆ Look at Module 4

Find the page numbers for pictures 1-3.

### ◆ Find the page numbers for

- newspaper headlines
- a news article
- an interview
- teen magazines

<input type="checkbox"/>
<input type="checkbox"/>
<input type="checkbox"/>
<input type="checkbox"/>

### ◆ Listen, read and talk about ...

- types of media
- emotions
- TV programmes
- teenage magazines

### ◆ Learn how to ...

- remember grammar structures
- decide on what TV programme to watch
- give and react to news
- write headlines

### ◆ Practise ...

- past continuous vs past simple
- word formation: forming adjectives from verbs
- phrasal verbs: go
- pronunciation: /ə/, /æ/, /eə/
- reading rules: a, ai + r + vowel

### ◆ Write / Make ...

- a newspaper front page
- a news article
- a short radio programme
- a news story

1



2



3



# News stories

## Vocabulary

### Types of media

1 James took the pictures 1-5 yesterday afternoon at 6 o'clock. What was each person doing? What type of media was each person using?

▶ John was reading a text message on his mobile at 6 o'clock yesterday afternoon.

2 What does each type of media provide us with?

- local/national/international news
- daily horoscopes
- interviews
- weather reports
- interesting articles
- music
- TV guide
- cartoon strips
- chat shows
- advertisements
- celebrity gossip
- fashion and beauty advice
- documentaries

▶ The radio provides us with news, weather reports, interviews ...

1 John



2 Sue



Internet Explorer

News 24

UK / INTERNATIONAL / SPECIAL / REPORTS / HOME

24 HOUR NEWS / UPDATES

**THE BEAR NECESSITIES**

A woman from Vancouver, Canada, came home from work one day to find herself in the middle of a real-life **nursery rhyme**! Paula Green is now called 'Goldilocks' by her friends after finding a hungry bear in her kitchen. The two-year-old brown bear was eating Paula's **porridge**, so she quickly went into the next room and called for help. **Eventually**, the baby bear finished his meal and **ran off** into the forest. Luckily, there was no sign of a daddy or mummy bear!

**SCORPION IN BUNCH OF GRAPES!**

**A deadly scorpion found on a kitchen table caused panic for a family in Wales.**

Michelle Smith, 42, thinks the scorpion came into her house inside a bag of grapes she bought at the supermarket! While the rest of the family were hiding, Mrs Smith's husband bravely caught the **beast**.

## Reading & Listening

3 a) Look at the layout and titles of texts A-D. Where could you see them?

b) Listen and read. Which text is about:

- a brave pet?
- an amazing success?
- an unwanted visitor?
- a beast and a brave man?

Explain the words in bold.

**REAL LIFE LASSIE SAVES BOY'S LIFE.**

A dog was called a hero after he came to the rescue of his eight-year-old owner – just like in the film *Lassie*.

James Thomas broke his leg when he fell into a river. Realising he was badly hurt he called his dog 'Buddy' who amazingly pulled him to **safety**. James was **recovering** in hospital yesterday but can't wait to get home and say 'thank you' to Buddy!






3 Tony



1 Mary



5 Laura

## Speaking

4 Use the headlines to make notes under the headings: *who - when - where - what*. Use your notes to tell the class what each news item is about.

- 2 John/read magazine/6 o'clock?
- 3 Sue/send text messages on her mobile/6 o'clock?
- 4 Tony/send emails/6 o'clock?
- 5 Mary/watch TV/6 o'clock?

## Study skills

**Learning grammar structures**  
When you learn an English grammar structure, you can compare it to the grammar equivalent in your own language. This will help you learn the new structure more easily.

## Grammar Grammar Reference

### Past Continuous (was/were + -ing)

5 Read the rule below. Is it the same in your language? Find examples of the uses in texts A-D.

We use the past continuous to describe:  
a) an action in progress at a specific time in the past, b) an action in progress when another action interrupted it.  
*He was watching TV at 6 o'clock yesterday afternoon. (When? At 6.00 yesterday afternoon.)*  
*He was cooking when there was a power cut.*  
Time expressions used with the past continuous:  
*while, when, as, all day, yesterday at 5 o'clock etc.*

7 Ask and answer questions about what you were doing last Saturday at the times below.

- 7:00 am • 12:30 pm • 2:30 pm
- 5:00 pm • 9:00 pm

A: *What were you doing at 7 o'clock on Saturday evening?*  
B: *I was ...*  
A: *What were you doing at ...?*

## GAME

Choose a leader. The leader says where he/she was last Sunday. In teams, the class try to guess what he/she was doing there.

Leader: *Last Sunday I was at the park.*  
Team A S1: *Were you having a picnic?*  
Leader: *No, I wasn't. etc*

## Writing (a news story)

6 Use the ideas to ask and answer questions about the people in pictures 1-5.

- 1 Laura/read the newspaper/6 o'clock?  
A: *Was Laura reading the newspaper at 6 o'clock?*  
B: *No, she wasn't. She was sending emails.*

8 Portfolio: Write a news story about something important that happened in your area last week. Present it to the class.



# Did you hear about ...?

Aaah! HELP!



## Vocabulary

### ◆ Emotions

**1** Read the headlines. How do they make you feel? *excited, surprised, sad, happy, worried, interested, curious, shocked.*

**Brother rescues sister from fire**

**Flying turtle 'stops' taxi**

Younger generation takes better care of the environment



**Hollywood actress** visits kids in hospital

**Teenagers conquer Everest**

**School on Saturdays,** says Minister



**TWO PUPPIES NEED A HOME!**

**130 injured in train crash**

► *I feel happy that a boy rescued his sister from a fire.*

## Reading & Listening

- 2**
- a) Read the first exchange. What do you think the interview is about? Listen, read and check. Which of the headlines in Ex. 1 goes with it?
  - b) Read again and complete the reporter's notes. Compare them with a partner.
  - c) Use the notes to tell your partner what happened.

**Reporter:** Good evening, Mr Shiao. I'm from the Hong Kong Herald. Can you tell me what happened to you in your taxi today?

**Mr Shiao:** Well ... it was about 4 o'clock in the afternoon and I was driving home ...

**Reporter:** Go on ...

**Mr Shiao:** ... when suddenly something flew down from the sky and hit my car. I was surprised!

**Reporter:** Wow! What was it?

**Mr Shiao:** A huge turtle!

**Reporter:** That's unbelievable!

**Mr Shiao:** I know! I stopped the car and got out. The turtle was lying on the ground and two people were running towards it! They looked very worried!

**Reporter:** Who were the people?

**Mr Shiao:** The turtle's owners. It seems that the turtle was crawling on the balcony of their tenth floor apartment when it fell off onto my car.

**Reporter:** Oh dear! That's terrible! So how was the turtle ... and your car?

**Mr Shiao:** Well, the turtle was fine but my car was badly damaged.

**Reporter:** How do you feel now, Mr Shiao?

**Mr Shiao:** Well, I'm still a bit shocked!

**Reporter:** I'm not surprised! What a story, Mr Shiao! Thank you for sharing it with us!

When? At **1**) .....

Who? **2**) .....

What? **Turtle 3**) ..... onto a car.

How? **Turtle was 4**) ..... when it

**5**) .....

Result? **Car 6**) ..... but the turtle was OK.

**Mr Shiao feels 7**) .....



# Speaking

Choose a headline from Ex. 1 and make up an interview similar to the one in Ex. 2.

## ◆ Phrasal verbs (go)

4 Complete the sentences with the appropriate phrasal verb. Mind the tenses.



- This sweater ..... really well ..... your trousers.
- The cat jumped onto the car and the alarm .....
- ..... I didn't mean to interrupt.
- Put the meat in the fridge or else it'll .....

## Grammar Grammar Reference

### ◆ Past Simple vs Past Continuous

5 a) What are the verb forms in bold? Match the sentences with their uses (a-d).

- He was having a bath when the phone rang.
- She left the house at about 7 pm yesterday.
- I was cooking while Tom was reading.
- She was sleeping at 6 pm yesterday afternoon.

- a two actions that were happening at the same time in the past
- b an action happening when another action interrupted it
- c an action which was in progress at a certain time in the past
- d an action which happened at a specific time in the past

b) Find examples of uses (a-d) in the interview.

c) Complete the sentences with the *past simple* or *continuous* form of the verbs.

- Mr Shiao ..... (drive) his taxi when a turtle ..... (fall) from a balcony and ..... (hit) his car.
- Timmy ..... (fly) his kite while Bob ..... (eat) a sandwich.
- At 6 o'clock yesterday they ..... (fly) to Moscow.
- She ..... (call) an hour ago.

## Everyday English

### ◆ Telling/Reacting to news

Telling news	Reacting
<ul style="list-style-type: none"> <li>Did you hear about/that ...?</li> <li>Listen to this ...</li> <li>You won't believe this.</li> <li>I've got some good news to tell you.</li> </ul>	<ul style="list-style-type: none"> <li>Wow!/Really?</li> <li>What a story!</li> <li>That's amazing/unbelievable/great, etc.</li> <li>Oh dear! That's terrible/scary!/How awful/horrible/dreadful! etc</li> </ul>

6 Use the language box to discuss the headlines in Ex. 1, as in the example.

- ▶ A: *Did you hear that a boy rescued his sister from a fire?*
- B: *That's amazing. When was that?*
- A: *Yesterday afternoon. etc*

## study skills

### Writing headlines

Always use headlines when you write news reports. Headlines both catch the reader's attention and inform the reader about the subject of the report. We often use the present tense for headlines.

### Writing (a front page)

7 *Portfolio*: Make a front page for your school newspaper. Write the headlines. Use the present simple. Include pictures.



# Take action!



## Reading & Listening

- Look at the pictures. What do you think the news article is about? Listen and check.
  - Read and match the topics to the paragraphs.
    - summary of the event
    - comments
    - the facts in detail



1 A group of students **came up with** the idea of making a school club to help save the environment. Tanya Brunton, Alicia Morton, Gina Montgomery, Clive Forsyth, Jim O'Sullivan and Carl Johnson created the Nature Madness Club and won the **award** for the best student work.

At first their club only had 30 **members**, but **word soon got around** that Nature Madness was fun and less than a month later they had over 300 students. Now, they are thinking of **asking for** the help of students from other schools.

2 Nature Madness members **took part** in lots of after-school activities. They took classes to find out about **pollution**, recycling and **conservation**. The whole team helped to make the classes more interesting by using pictures and videos and so on. After that, the members organised different events and activities such as recycling or clean-up days, planting trees, and helping **stray** animals.

3 The **mayor** gave each student a gold medal for their good work. Their teacher, Barbara Mac Alpine, said at the **ceremony**, "I'm very **proud** of my students. They show that you don't have to wait until you're **grown up** to do important things."

- Choose the best headline for the article.

### Fun at the club

### TEENS CREATE\* SUCCESSFUL

### Mayor honours teens for green work

- Which things about these students impressed you? Explain the words in bold.

## Listening

- Listen to the reports. Which is about:
    - ..... a pop concert?
    - ..... a demonstration?
    - ..... a fashion show?
    - ..... football finals?

Number them in the order you hear them.

- Listen again and make notes about the:
  - people
  - place
  - highlights
  - atmosphere

Pick a report and give the class a short summary.

## Speaking

- Work in groups. Choose one of the events from Ex. 3. Take the roles of the *presenter*, *reporter* and *participant* of the event, and act out your dialogue.

## Writing (a news article)

- Portfolio*: Skim through this week's local newspapers and find an interesting piece of news. Write a news article (80-100 words). Write:

- summary of the event
- the facts in detail



# CULTURE CORNER

## Teenage Magazines

### Vocabulary

#### ◆ Magazine features

- 1 Look at the covers of some typical UK magazines. Who are they for? What do they have inside?
- 2 Look at the feature titles (1-7). Match the titles to the categories (a-g). Think of more titles for each category.

① This

② Get Perfect Skin!

③ **OUR TOP 10 SUMMER OUTFITS!**

④ Win tickets to a Champion's League match!

⑤ Britain's hottest new boy bands!

⑥ Do your friends really know you?

⑦ The

- a stars & celebrities
- b health & beauty
- c fashion
- d regular features
- e competitions & offers
- f quizzes
- g articles

### Reading

- 3 Read and listen to the text and say what the underlined words refer to. Then explain the words in bold.



## British Teenage Magazines

About half of British young people aged 12 to 16 read teenage magazines! Two of the most popular

magazines for girls are 'Sugar' and 'Bliss'. They have **glossy**, colourful covers and include beauty and fashion, celebrity gossip, real life stories, horoscopes, quizzes and problem pages. Of course, boys don't usually find these magazines very interesting! **Instead**, they buy music magazines like 'NME' or magazines about sport, like 'Shoot' or 'Match'. Usually, teenage magazines contain a lot of language that only teenagers use! They might use 'celeb' instead of celebrity, for example, or 'fave' instead of favourite. They also say 'lads' instead of 'boys', 'dosh' instead of 'money' and 'natter' instead of 'talk to your friends'. This makes the magazines more **attractive** to teenagers and easier to understand.

On a more serious note though, a lot of these magazines can help teens find solutions to problems they don't feel comfortable discussing with their parents. That's why the problem pages in these magazines are very popular. In fact, many teens buy them just for the problem page.


How about you? What do you like most in magazines?

### Speaking

- 4 In groups, discuss your favourite teenage magazine. Compare it to those in the text.

### Project

- 5 **Portfolio:** In small groups, do a survey on favourite teenage magazines for boys & girls in your class. Report the results.



## Reading & Listening

### ◆ Deciding what to watch

**1** Look at the TV guide. Where could you see it? What type of programmes can you watch? What similar programmes do you have in your country?

TV Guide Tuesday 16th February			
CHANNEL 1	CHANNEL 2	CHANNEL 3	CHANNEL 4
<b>6.30pm</b> News & weather	<b>6pm</b> Dolphins: Wildlife documentary	<b>6.15pm</b> Jamie's School Dinners: Cookery programme	<b>5.30pm</b> Top of the Pops: Music show
<b>7pm</b> The Bill: Police drama	<b>7pm</b> Match of the Day: Sports programme	<b>6.45pm</b> The Weakest Link: Quiz show	<b>6.30pm</b> Friends: Comedy series
<b>7.30pm</b> Eastenders: Soap opera		<b>7.30pm</b> Parkinson: Chat show	<b>7pm</b> Big Brother: Reality show

**2** Listen and repeat. Which sentences: suggest an idea about what to watch (S)? agree (A)? disagree (D)?

- Can't we watch the news?
- Do you fancy watching it?
- Oh no, I hate reality shows.
- Oh no, not that!
- Well, I suppose so.
- Do you want to watch that new reality show?
- Shall we watch that, too?
- Sure, I really like documentaries.
- Actually, I'd rather watch the other channel.

**3** a) Read or listen to the dialogues. Who wants to watch: a reality show? the news? a documentary? a sports programme? a soap opera?

b) Read out the dialogues.

**A**

**Becky:** Hey, Sam! Do you want to watch that new reality show?  
**Sam:** Oh no, Becky, I hate reality shows. Can't we watch the news?  
**Becky:** I suppose so. What channel is it on?  
**Sam:** Channel 1.

**B**

**Pete:** Julie, there's a documentary about dolphins on TV. Do you fancy watching it?  
**Julie:** Sure, Pete. I really like documentaries.  
**Pete:** There's a sports programme on after. Shall we watch that too?  
**Julie:** Actually, I'd rather watch Channel 1.  
**Pete:** Why? What's on?  
**Julie:** Eastenders, my favourite soap opera.  
**Pete:** Oh no, not that!

## Speaking

**4** Portfolio: Use the TV guide in Ex. 1 to discuss what you want to watch on TV. Record yourselves.

### ◆ Word formation

**5** Read the box, then form adjectives from the words below. Check in your dictionary. Use them in sentences of your own.

We can use -able, -ible, -ent to form adjectives from verbs.

- |           |            |
|-----------|------------|
| 1 enjoy   | 4 insist   |
| 2 differ  | 5 consider |
| 3 believe | 6 sense    |

## Pronunciation /e/ - /æ/ - /eə/


**6** Listen and tick (✓). Listen and repeat.

**Reading Rules**  
 a, ai + r  
 + vowel - /eə/ Mary, hairy

Think of more words with these sounds.

	/e/	/æ/	/eə/		/e/	/æ/	/eə/
belly				lad			
Harry				ferry			
fairy				barely			
marry				dairy			





# Extensive Reading

## ACROSS THE CURRICULUM: MEDIA STUDIES

- 1** a) Look at the picture. What are these students doing?
- b) Do you listen to the radio? What type of shows do you like? Music? News? Chat? Sport?



### Reading & Listening

- 2** a) Look at the title of the article. What do you think it is about? Listen or read and check.
- b) Read again and match the titles (A-E) to the paragraphs (1-4). One title does not match. Explain the words in bold.

- A Good Work Experience
- B Up-to-date News
- C Music & Fun
- D Different Roles
- E Hard Work

- 3** What does each person do at a radio station?
- DJ • Journalist
  - Producer • Engineer

- 4** Listen to a radio programme.
- How does it start?
  - What news does it present?

Lots of universities in Great Britain have their own radio station. Students who are studying media courses or hope to work in the radio industry usually run the stations.

- 1**  The radio stations entertain the students by playing all the latest music and **chart hits**. They also review bands, films and new CDs among other things.
- 2**  On a more serious note, the radio station informs the students about all the news on campus and in the local area.
- 3**  A radio station needs several people to run smoothly. Firstly, there's a DJ who presents the show and plays the music. There is a journalist who writes and then reads the news. A technician or engineer is always nearby in case the equipment **breaks down**. Lastly, the producer organises everything and **controls** the show.
- 4**  Working for the radio station is good for the students involved. They gain useful practical experience that may help them find a job in the future.

If you want to find out more about student radio, go to:  
<http://www.radiofeeds.co.uk/other.html>  
 You can even listen to the stations online!

### Project (a radio programme)

- 5** Work in groups of five. Make your own short radio programme on your latest school/local news. You must have:
- a producer - to organise the show & help the others
  - a DJ/presenter - to introduce the show
  - two journalists - to collect & write the news
  - an engineer - to record the show

Record the programme and play it for the class.



# PROGRESS CHECK 4

## 1 Match the words.

- |                             |             |              |
|-----------------------------|-------------|--------------|
| 1 <input type="checkbox"/>  | interesting | A reports    |
| 2 <input type="checkbox"/>  | chat        | B strips     |
| 3 <input type="checkbox"/>  | local       | C message    |
| 4 <input type="checkbox"/>  | cartoon     | D advice     |
| 5 <input type="checkbox"/>  | weather     | E horoscopes |
| 6 <input type="checkbox"/>  | text        | F shows      |
| 7 <input type="checkbox"/>  | TV          | G articles   |
| 8 <input type="checkbox"/>  | celebrity   | H news       |
| 9 <input type="checkbox"/>  | daily       | I guide      |
| 10 <input type="checkbox"/> | beauty      | J gossip     |

(Points:  $\frac{10 \times 2}{20}$ )

## 2 Choose the correct word.

- stray • members • idea • record • proud

- Fred came up with a great .....
- The Animal Watch club helps ..... animals.
- Our teacher was very ..... of her students.
- The athlete broke the world ..... for the 100 m race.
- There are 200 ..... in our club.

(Points:  $\frac{5 \times 4}{20}$ )

## 3 Fill in the gaps with on, with, off.

- We must use those eggs soon before they go .....
- Go ..... I'm listening to you.
- That blouse goes really well ..... your skirt.
- My alarm clock went ..... at 7 o' clock.

(Points:  $\frac{4 \times 5}{20}$ )

## 4 Put the verbs in the past continuous.

- Bob ..... (play) football in the park at 10 am this morning.
- Mark ..... (send) e-mails until 11 pm last night.
- Tom ..... (recover) in hospital for two weeks after his fall.
- Jane ..... (read) the newspaper when the phone rang.
- Tom ..... (watch) TV when Jane arrived.

(Points:  $\frac{5 \times 2}{10}$ )

## 5 Put the verbs in the past simple or the past continuous.

- Kate ..... (cook) breakfast when she ..... (hear) a noise in the garden.
- Jim ..... (read) a newspaper when the fire ..... (start).
- My parents ..... (watch) TV while I ..... (sleep).
- When Joe ..... (see) the lion, he ..... (run) away.

(Points:  $\frac{4 \times 5}{20}$ )

## 6 Choose the correct response.

- A: Do you fancy watching Eastenders?  
B: a Oh no, not that!  
b Shall we watch that, too?
- A: Can we watch the news?  
B: a I don't like reality shows. b Sure.
- A: I've got some good news.  
B: a That's amazing! b Sure.
- A: Do you fancy watching it?  
B: a Why? What's on? b I suppose so.
- A: Did you hear about the charity fun run?  
B: a Yes. What a story! b That's scary.

(Points:  $\frac{5 \times 2}{10}$ )

(My score:  $\frac{\quad}{100}$ )

## Now I Can ...


- tell/react to news
- decide what TV programme to watch
- write a narrative paragraph/a story
- write a news article
- write newspaper headlines
- make a short radio programme

... in English

# Smile

What's the best thing you've seen on TV this year?

The 'off' button.



◆ Before you start ...

- What did you last watch on TV? What's your favourite programme?
- What were you doing yesterday evening at 7:00?

◆ Look at Module 5

Find the page numbers for pictures 1-3.

◆ Find the page numbers for

- an underwater city
- children's predictions

◆ Listen, read and talk about ...

- predictions about life in 2100
- gadgets
- computers
- hi-tech teenagers

◆ Learn how to ...

- make predictions about the future
- agree - disagree
- give instructions

◆ Practise ...

- will/won't (future simple)
- 0 & 1st conditional
- infinitive of purpose
- phrasal verbs: look
- word formation of adjectives from nouns
- pronunciation: /ɑ:/, /ʌ/
- reading rules: a + lm, sk, lf; o + m, n, v

◆ Write / Make ...

- predictions about the future
- an advertisement for a gadget
- an opinion essay
- a short questionnaire on gadgets
- a survey



# Predictions



I'm sure life in 2100 will be very different. The earth will be so polluted that we won't be able to live on it anymore. It will be difficult to find clean water and lots of animals and plants won't exist anymore. I think we will live in glass domes in underwater cities and will travel in special mini-submarines.

Mark (13)

2



I think life will change for the better in 2100. Everyone will have a robotic housemaid that will do all the housework and look after the kids. We will also have robotic teachers and if you don't want to go to school, you won't have to because there will be online schools.

Jennifer (13)

I think that we will be able to take holidays on the moon in 2100. A **moon shuttle** will travel from the Earth to the moon in only a few hours. There will be moon hotels where people can stay, and moon zoos where we will see strange creatures. People will wear special suits that keep them on the ground. But I'm not sure everyone will **have enough money** to go on a holiday to the moon.

Jake (14)



4



I **believe** we will have flying cars and we will be able to fly around cities. If we have flying cars, there won't be any **traffic jams**. I also think that there won't be any petrol left, so we will use another **fuel** that won't **cause pollution**. It will be better for the planet.

Brad (14)

## Reading


1 a) Look at the pictures and the texts by school children. How are they related to the title of the unit?

b) Which of the following can you see in pictures (1-4)?

- online schools • special suits
- glass domes • flying cars
- underwater cities • robotic housemaids

2 a) Read the texts and choose the best answer, A, B or C. Explain the words in bold.

- 1 Mark thinks that the earth will be
  - A covered in water.
  - B very dirty.
  - C cleaner than today.
- 2 Jennifer believes there will be no robotic
  - A teachers. B schools. C housemaids.



- 3 Jake thinks that not everyone will want to go on holiday to the moon.
- A be able to go on holiday to the moon.
  - B live on the moon.
- 4 Brad thinks that flying cars will
- A use a new kind of fuel.
  - B cause pollution.
  - C create traffic jams.
- b) 😊😄 Which prediction do you think will come true? Discuss with your partner.

- 2 When John ..... (come) we ..... (go) to the park.
- 3 If he ..... (have) a lot of money, he ..... (buy) a computer.
- 4 If you ..... (exercise) more, you ..... (feel) better.
- 5 If we ..... (be) lucky, we ..... (go) on a holiday to the moon one day.

## Grammar Grammar Reference

### ◆ Future Simple (will)

3 a) Read the rules in the box.

- We use **will** to make predictions about the future based on what we think or imagine. We often begin our sentence with the words: *I think, I'm sure, I believe.*  
*I think life will be very different in 2100.*
- We use the present simple after **if** and **when**, not the future simple.
- **if/when + present simple**  
*If/When I go to Spain, I will take lots of photographs.*

NOT: *If/When I will go to Spain, ...*

b) List the predictions in the texts. Which are affirmative/negative?

## Speaking

- 4 😊😄 Ask and answer questions.
- 1 people/go on holiday/to the moon  
▶ A: *Will people go on holiday to the moon?*  
B: *I (don't) think they will. They will ...*
  - 2 people/drive/flying cars?
  - 3 computers/talk?
  - 4 time travel/be/common?
  - 5 people/live/in underwater cities?

5 Put the verbs in brackets into the *future simple* or the *present simple*.

- 1 If people ..... (invent) new fuel, cars ..... (not/pollute) the air.

## Listening

6 🎧 Fill in sentences 1-4 with *will* or *won't*. Listen to John making predictions about the future and check.

- 1 I'm sure robots ..... do most of the housework.
- 2 There ..... be many plants and animals left on the planet.
- 3 I think the earth ..... be very polluted in 2100.
- 4 If we continue to pollute the earth, there .. ..... be any clean water left.

### ◆ Phrasal verbs (look)


7 Complete the sentences with the correct phrasal verb in the correct tense.



- 1 We're really ..... our summer holidays this year.
- 2 Who will ..... your little brother when your parents are at work?
- 3 A: What are you .....?  
B: My history textbook.
- 4 I'll get the dictionary and ..... the words I don't know.

## Writing

8 **Portfolio:** What are your predictions for the future? Use ideas from Ex. 1 as well as your own to write a short text similar to the ones on p. 46. You can draw pictures.



5



# Gadget madness



1 e-book device



2 headphones



4 MP3 player



5 mobile phone



3 DVD player



6 digital camera



7 laptop



8 robot pet

## Vocabulary

### Gadgets

1 Which of the gadgets 1-8 do you use? What for? Use the ideas to tell your partner. Mind the use of infinitive of purpose.

- listen to music • send e-mail
- surf the Net • take pictures
- watch films • play with it
- read electronic books
- talk to friends and family
- send text messages
- store music files

A: I use an e-book device to read electronic books. What about you?


B: I use ...

3 a) Read the dialogue and complete the sentences. Then explain the words/phrases in bold.

## Reading & Listening

2 a) Look at the picture in the dialogue. What type of gadget do you think this is? What is it used for?



b) Read the first exchange in the dialogue. What is Bridget going to buy? In what kind of shop do you think she can find one? Listen and check.



Chris: Hey, Bridget! Where are you going?  
 Bridget: Hi, Chris. I'm on my way to buy a virtual pet.  
 Chris: What are you talking about? What is a virtual pet?  
 Bridget: Well, my mum says I can't have a real dog so I am going to get a computerised one.  
 Chris: A computerised dog?  
 Bridget: Yes, Chris, I'm going to buy a puppy, name it, feed it, and train it. All I have to do is press buttons on the gadget!  
 Chris: So when your virtual dog is hungry, you press a button that shows you are feeding it?  
 Bridget: Exactly! There is a button for walking it as well. It will be like having a real dog, because you have to take care of it every day.  
 Chris: Oh, come off it! It won't be like a real pet because it won't show you any affection!  
 Bridget: Well ... You have a point there. Still I like the idea.

- 1 Bridget is going to .....
- 2 A virtual pet is .....
- 3 When the virtual pet is hungry.....
- 4 A virtual pet can't .....

b) Read out the dialogue.



### ◆ Future forms

4 a) Read the sentences. What are the tenses in bold? Use the Grammar Reference section to say how they are used.

- 1 It's very cold in here. I'll turn on the heating.
- 2 I think they'll win the match tonight.
- 3 I promise I won't be late.
- 4 Now that I've got the money, I'm going to buy a new digital camera.
- 5 I'm having lunch with Jane tomorrow.
- 6 Look! He's in front. He's going to win the race.

b) 😊😊 What are your plans for tomorrow? next week? Tell your partner. Answer his/her questions.

### ◆ Zero & 1<sup>st</sup> Conditional

- The zero conditional (for natural laws and general truths)

If/when + present simple + present simple

*When you heat ice, it melts.*

*If you don't eat, you get hungry.*

- The 1<sup>st</sup> conditional (for hypothetical future actions)

If + present + will + infinitive

*If you study hard, you will pass your exams.*

*If we get a robotic maid, we won't have to do any housework.*

5 Complete the sentences with the correct form of the verb in brackets.

- 1 If it ..... (not rain), the plants die.
- 2 If you run, you ..... (catch) the train.
- 3 I'm sure he'll come if you ..... (invite) him.
- 4 If you ..... (drop) ice in water, it floats.
- 5 I ..... (call) you if I finish work early.

## Everyday English

### ◆ Agreeing/Disagreeing

6 Read the box. What are these expressions in your language?

Agreeing	Disagreeing
<ul style="list-style-type: none"> <li>• That's true./That's right.</li> <li>• I agree (with that).</li> <li>• You're right.</li> <li>• You're dead right.</li> </ul>	<ul style="list-style-type: none"> <li>• I don't agree (with that).</li> <li>• I don't think that ...</li> <li>• That's not true.</li> <li>• I see what you mean, but ...</li> </ul>

## Speaking

7 😊😊 Look at the list below. Which arguments are in favour of virtual dogs/real dogs? Use them as well as the language in Ex. 6 to discuss.

- don't have to clean up after them
- can show you affection
- don't need a vet
- bark when hungry
- don't shed hair
- can protect you
- are expensive to keep



▶ A: I prefer virtual dogs because you don't have to clean up after them.

B: I don't agree. I prefer real dogs because ...

## Listening

8 🎧 Listen to the advertisement and complete the missing information.

**New**

VIVO 500

Sport

MP3 Player



- Splash-proof player and 1) .....
- Built-in 2) .....
- With 4 Gb memory, it stores up to 3) ..... songs!
- Only 4) .....
- Small, light and easy to carry!
- For further information call 5) .....

## Writing (an advertisement)

9 Make your own advertisement for a gadget. Think about: name; price; what it can do.

# What's your opinion?

## Reading & Listening

- 1 Read the speech bubbles. Which opinion do you agree with? Why?

Computers will replace teachers in the future.

Teachers will never stop teaching children.

- 2 Read the title of the article. What do you think it is going to be about? Read, listen and check.

- 3 a) Read the article and list viewpoints for and against computers.

b) Look at the words in italics. Which ones are used to: *add points*? *show contrast*? *conclude*? What are they in your language?

- 4 a) Match the paragraphs to the headings.

- Conclusion (summary of the topic)
- Introduction (presentation of the topic)
- Viewpoints & examples
- Opposing viewpoints & examples

b) Explain the words in bold.

## study skills

### Using topic/supporting sentences

Main body paragraphs should begin with a topic sentence which introduces or summarises the main topic of the paragraph. This helps the reader understand what the paragraph will be about. The topic sentences should be followed by supporting sentences which provide reasons or examples to support the topic sentences.

- 5 a) 😊 Underline the topic sentences. Replace them with other appropriate ones.

b) What supporting sentences does the writer give for each topic sentence?



ONLINE  
or IN class?

1 Many people believe that there won't be any schools in the future. Instead, students will learn at home with the help of a personal computer and the Internet.

2 It is true that technology plays a big part in learning today. In many parts of the world, students use personal computers to write their school assignments or keep notes of lectures. *What's more*, students go online to look up useful information or do an online course.

3 However, computers will never be able to replace teachers. Teachers motivate their students, help them out with difficult tasks, answer their questions and give clear explanations. *Moreover*, teachers show young children how to behave and act as **role models** for them.

4 *To sum up*, technology can help students learn things. Unfortunately, it cannot offer them the inspiration and support that teachers can.

## Writing (an opinion essay)

- 6 a) Read the rubric. Use the topic sentences below to think of appropriate supporting sentences. Compare with your partner.

Your school magazine asked its readers to send in articles expressing their opinion on the following question. Computers: A blessing or a curse? (120-150 words)

- It is true that computers can save a lot of space and time.
- On the other hand, the use of computers can lead to problems.

b) **Portfolio**: Use your own ideas to write the essay.



## High-tech TEENS!

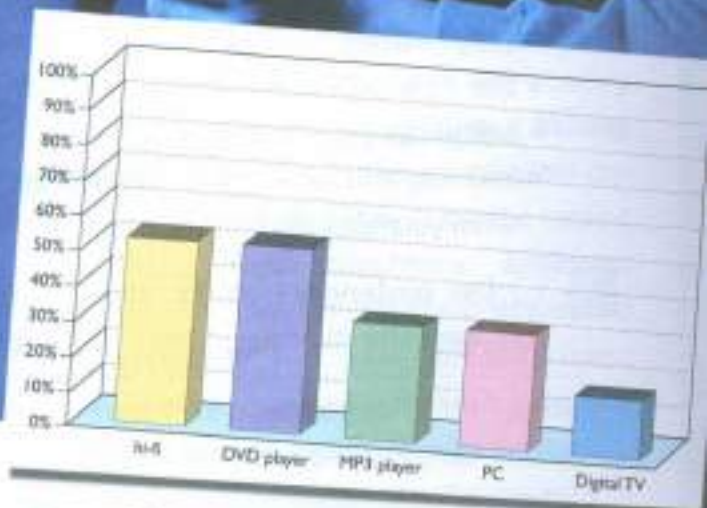
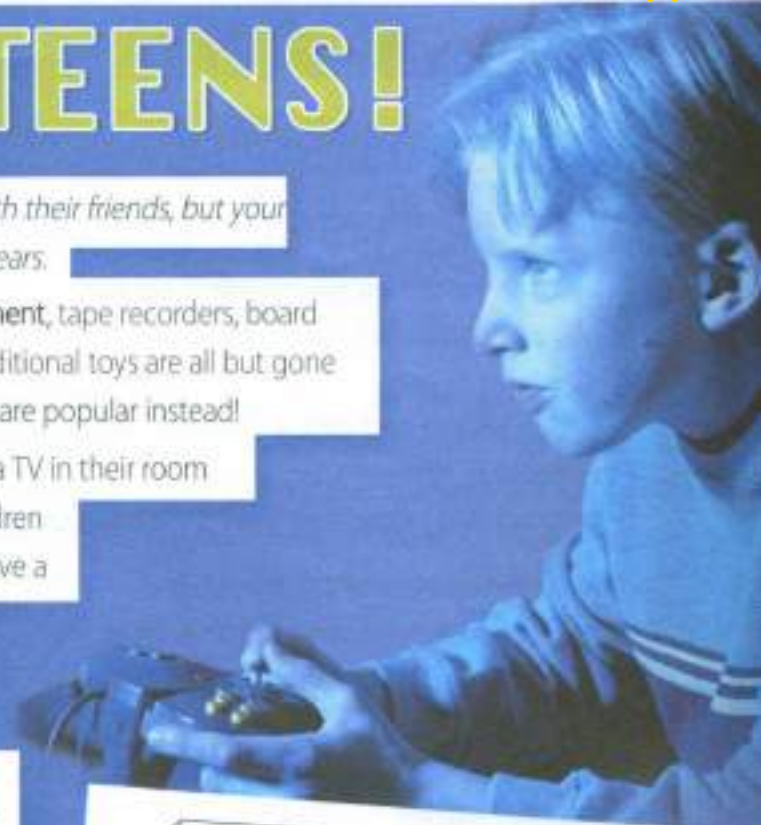
Teenagers spend a lot of time in their bedrooms **hanging out** with their friends, but your **average** teenager's bedroom has changed a lot in the past few years.

Up until recently, teenagers had teddy bears, dolls, sports **equipment**, tape recorders, board games and the odd radio in their bedroom. Nowadays, these traditional toys are all but gone and **innovations** such as MP3 music players and games **consoles** are popular instead!

A recent **survey** showed that seven out of ten British teens have a TV in their room and six out of ten have a games console. More than half the children have a DVD player or a hi-fi system, while around one in three have a digital music player (MP3) or a computer (PC), and 10% of teens have digital TV.

So, it's not surprising that around a third of the kids have **gadgets** worth up to £2000 in their rooms! How do they pay for them? Well, nine out of ten of them receive these hi-tech goods as Christmas or birthday presents, while others save their **pocket money** or earn the money through working.

Some parents might be shocked to find out that their son or daughter could be sleeping on a **gold mine**. It seems fair to say that as new technology increases so does the value of kids' bedrooms!



### Reading & Listening

**1** Look at the graph and the title of the text. What do you think the text is about? Listen, read and check.

**2** a) Read the text again and study the graph. Then, answer the questions.

- 1 What percentage of teens own a DVD player?
- 2 What two items do 30% of teens own?
- 3 What item do most children have in their bedroom?
- 4 What percentage of kids own a digital TV?
- 5 How do they pay for the gadgets?

b) Explain the words in bold.

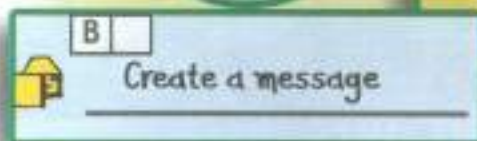

### Speaking

**3** Use the graph to tell the class what high-tech gadgets British teenagers have in their bedrooms.

### Writing (a survey)

**4** **Project:** Carry out a survey on what high-tech equipment your classmates own. Write a questionnaire and ask the rest of the class to complete it. Then make a bar graph like the one in Ex. 1 showing the results. Your graph should contain the following information.

- type of items
- percentage of children



## Reading & Listening

### ◆ Giving instructions

- 1 a) Look at the pictures. What do they have in common?
- b) Listen and repeat. Which of these sentences are used by: *a person asking for instructions?* *a person giving instructions?*
- Can you help me send an e-mail?
  - This is how you can send an e-mail.
  - That was easier than I thought.
  - Now connect to the Internet.
  - Make sure you click on 'send' when you finish writing.
  - Got it! What's next?
  - Sorry, can you say that again?
  - You may also select an e-mail address from your address book.

2 Listen. Use sentences from Ex. 1b to complete the dialogue. Listen and check.

Cathy: Mark, do you have a minute?  
 Mark: Sure, what do you need?  
 Cathy: 1) .....  
 Mark: No problem, Cathy. First of all, turn on your computer.  
 Cathy: All right.  
 Mark: 2) .....  
 Then access your e-mail account.  
 Cathy: 3) .....  
 Mark: Click on 'Create a message' and type it in. 4) .....  
 Cathy: Anything else, Mark?  
 Mark: Oh, yes. Include the e-mail address of the person you are sending it to!  
 Cathy: Thanks, Mark. 5) .....

3 a) Put the pictures in the correct order to show how to send an e-mail.

b) Use the pictures to help you act out a dialogue similar to the one in Ex. 2.

## Speaking

4 Portfolio: Use the instructions below to act out a dialogue about sending an SMS. Use Ex. 2 as a model. Record yourselves.


- SWITCH ON YOUR MOBILE PHONE
- GO TO THE MENU ON YOUR PHONE
- CHOOSE MESSAGES
- SELECT CREATE MESSAGE
- WRITE YOUR SMS
- SELECT SEND
- KEY IN THE MOBILE NUMBER OF THE PERSON YOU'RE SENDING THE TEXT TO AND CHOOSE SEND AGAIN.

## Pronunciation /ɑ:/ - /ʌ/

5 Listen and tick (✓). Listen and repeat.

**Reading Rules**  
 a + l m, s k, l f /ɑ:/ half  
 o + m, n, v /ʌ/ some

	/ɑ:/	/ʌ/		/ɑ:/	/ʌ/
calm			son		
come			love		
harp			mother		
cup			monkey		



# SIMULATING REALITY

## Reading & Listening

1 Look at the pictures and the title of the text. What do you think the text is about? Read through and check.

2 a) Read the text and choose the correct answer for each gap 1-5. Listen and check.

b) Answer the questions.

- 1 What is a computer simulation?
- 2 Why are simulations useful?
- 3 Who can use simulations?

c) Explain the words in bold. Are there any words in the text which are similar in your language?

## Speaking

3 What impressed you most in the text? Discuss.

### ◆ Word formation (adjectives from nouns)

4 Form adjectives from the following nouns. Check in your dictionary. Use them in sentences of your own.

We use **-ous**, **-y**, **-al**, **-ful** to form adjectives from nouns, e.g. *rain* – *rainy*

- |             |             |
|-------------|-------------|
| 1 danger    | 4 tradition |
| 2 dirt      | 5 fame      |
| 3 education | 6 use       |

Do the names *Sim City*, *The Sims*, *MS Flight Simulator* mean anything to you? Well, they are all popular video games that simulate reality. In *Sim City*, for example, players have to build 1) ..... city that looks and functions<sup>1</sup> much like a real one, with houses, shops and factories.

However, we 2) ..... only use computer simulations for fun. 3) ..... are many things that we cannot study or test in real life because it would be too difficult or dangerous. Computer simulations make such study and testing possible. In the past, for example, pilot training used to be very dangerous. Nowadays, pilots can practise their **skills** before they enter the cockpit 4) ..... using flight simulators. **Engineers** 5) ..... use computer simulations to design and test new products before people start using them. They can identify<sup>2</sup> dangerous **faults** in cars and buildings, for instance, and therefore save lives.

With the help of computer simulations we can develop new things without putting people's lives at risk during real life testing. They not only provide us with entertainment, but also play an important role in our future.


<sup>1</sup>operates

<sup>2</sup>see

- |           |         |         |
|-----------|---------|---------|
| 1 A one   | B a     | C the   |
| 2 A do    | B have  | C don't |
| 3 A It    | B There | C They  |
| 4 A on    | B by    | C from  |
| 5 A never | B also  | C too   |

## Project

5 Work in groups. Design your own city of the future. Draw it, then present it to the class.



# PROGRESS CHECK 5

## 1 Complete the words.

In 2100 ...

- 1 people will live in underwater c \_\_\_\_\_.
- 2 it will be difficult to find c \_\_\_\_\_ water.
- 3 people will travel in f \_\_\_\_\_ cars.
- 4 there will be o \_\_\_\_\_ schools.
- 5 people will live in g \_\_\_\_\_ domes.

(Points:  $\frac{20}{5 \times 4}$ )

## 2 Fill in: *listen, send, surf, watch, take, store, read.*

- |                   |                     |
|-------------------|---------------------|
| 1 ..... pictures  | 5 ... text messages |
| 2 ..... an e-mail | 6 ..... an e-book   |
| 3 ..... the Net   | 7 ..... music files |
| 4 ..... TV        | 8 ..... to music    |

(Points:  $\frac{8}{8 \times 1}$ )

## 3 Fill in: *electronic, button, connect, send, store.*

- 1 Press the ..... and the light comes on.
- 2 ..... me a message after your class.
- 3 There's a problem. I can't ..... to the Internet.
- 4 My MP3 player can ..... up to 7000 songs.
- 5 I prefer reading ..... books on my laptop.

(Points:  $\frac{10}{5 \times 2}$ )

## 4 Fill in: *forward, after, up, for.*

- 1 She looks ..... her mother when she's ill.
- 2 Sean is looking ..... to his holiday.
- 3 Look ..... the word in the dictionary.
- 4 I'm looking ..... Sam. Have you seen him?

(Points:  $\frac{12}{4 \times 3}$ )

## 5 Put the verbs into the correct future form.

- 1 I ..... (take) a plane to St Petersburg tomorrow morning.
- 2 Look! He's too tired to continue. He ..... (lose).
- 3 Sit down and I ..... (get) you a drink.
- 4 I'm sure she ..... (be) home soon.
- 5 Now that I have enough money, I ..... (buy) some new DVDs.

(Points:  $\frac{10}{5 \times 2}$ )

## 6 Choose the correct verb.

- 1 If I will see/see Harry, I'll tell him you called.
- 2 When we sleep, we usually will dream/dream.
- 3 If you get/will get home late, we won't go out.
- 4 If you won't call/don't call, he'll be upset.
- 5 She'll cook dinner if she won't be/isn't tired.

(Points:  $\frac{20}{5 \times 4}$ )

## 7 Choose the correct response.

- 1 A: I think there will only be online schools in the future.  
B: a That's not true.    b I agree with you.
- 2 A: Do you like surfing the Net?  
B: a I agree.    b I love it.
- 3 A: This is a great website, isn't it?  
B: a Yes, I agree.    b I like the idea.
- 4 A: I think there is too much pollution.  
B: a You're right.    b I like it.

(Points:  $\frac{20}{4 \times 5}$ )


(My score:  $\frac{100}{100}$ )

## Now I Can ...

- talk about the future/gadgets/computers
- make predictions/promises/on-the-spot decisions
- express agreement/disagreement
- write an advertisement
- write an opinion essay
- do a survey

... in English





◆ **Before you start ...**

- Do you use computers? What for?
- What gadgets will you use in the future? Why?

◆ **Look at Module 6**

Find the page numbers for pictures 1-3.

◆ **Find the page numbers for**

- a website
- a postcard
- a holiday camp advert

◆ **Listen, read and talk about ...**

- theme park activities
- teen camp activities
- holiday activities
- Legoland
- how to swim safely in a pool

◆ **Learn how to ...**

- make, accept and refuse invitations
- reserve a place at summer camp
- use visual context clues

◆ **Practise ...**

- present perfect with *ever, never, already, yet, just, before*
- word formation of opposite adjectives
- phrasal verbs: *come*
- words often confused: *real, true*
- pronunciation: /ɜ:/, /ɔ:/
- reading rules: u, i + r; o, oa + r

◆ **Write / Make ...**

- an advert for a theme park
- a list of things you have already done/haven't done yet for your upcoming holiday
- a postcard from a holiday resort
- a radio advert for a theme park
- a talk about pool safety



6  
a

# The fun starts here!



## Vocabulary

### ◆ Fun activities

1 Match the activities to places (A-C). How many have you tried? Discuss.

- fly in a pirate ship
- ride on the big wheel
- see trapeze artists
- go on a water ride
- shake hands with cartoon characters
- see famous landmarks
- meet a ghost
- explore a haunted mansion
- ride on a rollercoaster
- go on a rocket journey
- eat candy floss
- go souvenir shopping
- see clowns performing tricks

▶ A: *Have you ever flown in a pirate ship?*  
B: *Yes, I have. / No, I haven't.*

2 Listen to the music. What images come to mind? Where are you? Who with? What are you doing? What can you see, hear, taste, smell? Tell your partner.

## Reading & Listening

3 Look at the texts. What kind of texts are they? Where can you find them? What do you think they are about? Listen, read and check.

Forget all about your real self  
and enter the world of fantasy at...

## Disneyland Tokyo

Go on the Jungle Cruise, explore tiny worlds, go on a water ride at Splash Mountain and eat a home-cooked meal at Grandma Sara's Kitchen.



**Before you return to the real world, make sure:**

- you have shaken hands with your favourite cartoon characters,
- you have explored the Haunted Mansion and you've come across some ghosts,
- you have flown with Peter Pan in a pirate ship through the night skies,
- you have ridden the Toontown rollercoaster,
- you have gone on a rocket journey in a StarJet.

Microsoft Internet Explorer

## A World of Wonders!

- ✓ Have you ever wished you could travel around the world in minutes?
- ✓ Have you ever dreamt of seeing the world's most famous landmarks all in one place?

Then visit Tobu World Square in Japan, the most unusual theme park you've ever seen. See more than 100 tiny models of the world's most famous buildings, bridges and monuments.

Take a **stroll** around the Taj Mahal, the Colosseum, the Great Wall of China and London Bridge.

When you get tired of sightseeing, enjoy a meal in a restaurant or go souvenir shopping at World Shoppers "Mercado II".

**Book now! You've never seen anything like it!**

(CLICK HERE)



# GAME

a) Read the texts. Where can you... :

- 1 see famous landmarks?
- 2 have lunch?
- 3 have a scary experience?
- 4 see small buildings?
- 5 see funny characters?

b) Explain the words in bold. Which do you think is the most exciting place?

## Grammar Grammar Reference

### ◆ Present Perfect

5 a) Read and complete the rule.

We use the **present perfect** to talk about our experiences, and to talk about actions that took place in the past and which have a result or evidence in the present.

*He has travelled around the USA. (He knows the USA.)*  
*They have come home. (They are at home now.)*

We form the present perfect with the auxiliary verb ..... + the past participle of the main verb.

b) Find examples of the present perfect in the text. Which past participles are regular verbs and which are irregular verbs? Check with the list of irregular verbs.

6 Use the words to ask and answer questions about your personal experiences.

- 1 you/ever/be/abroad?  
▶ A: *Have you ever been abroad?*  
B: *Yes, I have. / Yes, I've been to Poland.*  
*No, I haven't. / No, I have never been abroad.*
- 2 your parents/ever/go/on a rollercoaster ride?
- 3 your family/ever/travel/by boat?
- 4 your best friend/ever/fly/in a helicopter?
- 5 you/ever/see/a ghost?

Play in teams. Make a statement about a past experience of yours. The other team asks you questions to find out more. Use the list of irregular verbs.

- ▶ A: *I've been to Disneyland.*
- B: *Have you been on a rollercoaster? etc*

## Speaking

7 Portfolio: Imagine you are in one of the two theme parks opposite. Call your friend on your mobile to tell him what you have(not) done so far and how you feel. Record yourselves.

8 Complete the sentences with **real** or **true**. Listen and check.

- 1 Your room is a ..... mess. Please, tidy it up.
- 2 Is this a ..... story or have you made it up?
- 3 I'm afraid this diamond isn't .....
- 4 I hope one day you will find ..... love.

### ◆ Phrasal verbs (come)



9 Study the spidergram. Complete the sentences with the correct phrasal verb in the correct tense. Make sentences of your own.



- 1 He ..... this chessboard in an antiques shop.
- 2 They ..... to their hometown because they missed it.
- 3 His new book ..... recently.
- 4 Mary ..... to see my new stereo.

## Writing (an advert)

10 Portfolio: Work in groups. Write an advert for a theme park that you have visited or heard about. Include *its name, location, and what you can do and see there*. Use the texts in Ex. 3 as a model (40-50 words).



# Teen camps

## Vocabulary

### ◆ Teen camp activities

1 a) Fill in the gaps with *play, make, have, go*. Then match the activities to the teen camps (A-D). Listen and check.

- 1 ..... dancing/acting/painting classes
- 2 ..... swimming
- 3 ..... hiking
- 4 ..... a video game
- 5 ..... a robot
- 6 ..... volleyball/basketball/football
- 7 ..... a webpage
- 8 ..... rafting
- 9 ..... an instrument
- 10 ..... IT classes
- 11 ..... a tree house

b) Choose one of the camps (A-D). Now, ask and answer questions about it.

- ▶ A: *What will you do if you go to Tech Camp?*
- B: *If I go to Tech Camp, I will learn how to make a webpage.*

## Reading & Listening

2 a) The following dialogue is between two friends. Read the first exchange, then read sentences A-H. What are the friends talking about? Read and check.

- A No, I haven't.
- B Where are you going?
- C How?
- D Of course!
- E What's that all about?
- F What time?
- G Thanks, but I'm afraid I can't.
- H That's a great idea!

b) Read again and fill in the missing sentences (some are extra). Listen and check.



John: Have you planned your summer holiday yet?

Sam: 1) ..... I'm leaving next Monday.

John: 2) .....

Sam: My parents have booked me a week at Campbell's Adventure Camp.

John: Adventure Camp? 3) .....

Sam: It's a teen camp in Redwood National Park.

John: Wow! You're lucky! I've never been to an adventure camp.

Sam: Well, do you fancy coming with me? If you come, you'll learn how to put up tents, build fires, make tree houses and survive in the forest!

John: 4) .....

Sam: Why not? Have you already made other plans?

John: 5) ..... I just don't think my parents will let me.

Sam: Well, if I talk to them, maybe they'll let you.


John: Really? Thanks, Sam! You're a true friend.

Sam: You know what they say. A friend in need is a friend indeed.

c) Explain the words/phrases in bold.

3 Choose one of the teen camps A-D and act out a dialogue similar to the model.





# Everyday English

## Inviting/Accepting/Refusing

4 Use the language in the box to act out similar exchanges using: *go to the cinema, go to a concert, go hiking, eat out, go to a play, go on a picnic.*

Inviting	Accepting/Refusing
<ul style="list-style-type: none"> <li>• Would you like to ...?</li> <li>• How about (going/coming) ...?</li> <li>• Do you fancy (going/coming) ...?</li> </ul>	<ul style="list-style-type: none"> <li>• Yes, I'd love to!</li> <li>• That would be lovely!</li> <li>• That sounds great!</li> <li>• Thanks. Great idea!</li> </ul>
	<ul style="list-style-type: none"> <li>• I'm afraid I can't. I have to ...</li> <li>• That's very kind, but ... Sorry.</li> <li>• I'd love to, but ...</li> <li>• Maybe another time.</li> </ul>

A: *Do you fancy going to the cinema?*  
 B: *Yes, I'd love to! What's on?*  
 A: *The new James Bond film. etc*

## Grammar Grammar Reference

### Present Perfect with already/yet/just/ever/never/before

5 Read the sentences and explain the words in bold in your own language.

- 1 She has **already** packed her suitcase. She is ready for the journey.
- 2 She **hasn't** called **yet**. We are worried.
- 3 You can't speak to her. She has **just** left.
- 4 Have you **ever** been to a theme park?
- 5 They have **never** seen an elephant.
- 6 Let's go to a Tech Camp this year. I've been to an Arts Camp **before**.

## Speaking

6 You are leaving for a one-week holiday at a sports camp. Look at the list and act out similar exchanges.



- ✓ book your flight
- ✗ buy a new tracksuit
- ✗ finished packing your suitcase
- ✗ find your football boots
- ✓ pack sports equipment

A: *Have you booked your flight yet?*  
 B: *Yes, I have. or Yes, I have already done it.*

7 Use the words in bold from Ex. 5 to complete the sentences.

- 1 Brian **hasn't** done his homework .....
- 2 Their new CD has ..... come out.
- 3 I have been in a hot-air balloon .....
- 4 I have ..... seen this film twice. Let's watch something else.
- 5 Have you ..... met a famous person?

## Listening



8 Listen to Paul and Sally talking about the classes at Teen Camp. What class has each person chosen?

People	Activities
1 <input type="checkbox"/> Paul	A painting
2 <input type="checkbox"/> Sally	B survival skills
3 <input type="checkbox"/> Edward	C web design
4 <input type="checkbox"/> Jenny	D hiking
5 <input type="checkbox"/> Lisa	E video game design
	F acting
	G rafting
	H horse riding

## Writing (a list)

9 Imagine you are going on holiday soon. What have you already done/haven't done? Write a list.

- 1 ► *I have booked my flight.*
- 2 ► *I have bought some sunscreen.*



6

C

# A whale of a time!



Hey Mike,

▶ **Greetings** 1) ..... California! I'm having the time 2) ..... my life! I've been at Camp Pacific for a week now and I 3) ..... done millions of exciting things.

▶ So far, I've met 4) ..... lot of interesting people and I've made some new friends! Together we've gone **sailing, wave riding** 5) ..... **water skiing!** The beaches are fantastic, so we've spent some time **sunbathing,** too. We 6) ..... visited Legoland, the famous theme park, and we've been 7) ..... some **hair-raising rides!** We haven't done any **souvenir shopping** 8) ....., but there's plenty of time for that.

▶ I've taken a lot of beautiful pictures to show you when I **get back.** See you in two weeks. Take care!

Love,  
Janet

Mike Simmons  
33 Castle Street  
EH2 3DN  
Edinburgh  
United Kingdom

## Reading & Listening

1 a) Look at the postcard. Who is sending it? To whom? Where is each person?

b) What do you think the postcard is about? Read through and check.

2 Read again and fill in the missing words. Listen and check. Explain the words in bold.

3 Match the paragraphs to the headings: *closing remarks - opening remarks - activities.*

## study skills

### Using descriptive language

Use adjectives when you describe something. This makes your description more interesting to the reader.

4 Find the adjectives in the text that describe the following nouns. Use these phrases in sentences of your own.

- 1 ..... things
- 2 ..... people
- 3 ..... friends
- 4 ..... beaches
- 5 ..... theme park
- 6 ..... rides
- 7 ..... pictures

## Grammar Grammar Reference

5 Read the examples. Then complete the sentences with **has gone** or **has been**.

*He has gone to the circus. (= he's still there)*  
*He has been to the circus. (= he has already come back)*

- 1 John isn't here. He ..... to the supermarket.
- 2 She ..... to the mountains twice.
- 3 Lucy ..... to a summer camp. She'll be back in a week.
- 4 Tony ..... to Legoland, but I haven't

## Speaking

6 Portfolio: List the activities Janet has/hasn't done yet at Camp Pacific. Imagine you are Janet. Act out a telephone conversation with Mike.

## Writing (a postcard)

7 Portfolio: You are spending a week at a holiday resort. Write a postcard to your English penfriend. Write about where you are, what you have done so far and if you like it there. (60-80 words)



# CULTURE CORNER

## Theme Parks



There can't be many people around the world who haven't heard of LEGO. These colourful plastic bricks have been a children's favourite for many years. You can build just about anything with LEGO bricks – cars, houses, castles, spaceships – and a trip to Legoland California will show you that anything is possible with LEGO.



Among the attractions at Legoland California is Dino's Island, where you can dig for dinosaur bones

and fossils, or take a ride on the Coastersaurus roller coaster. Or why not visit Fun Town, where young visitors can drive a fire truck, fly a plane and get an official Legoland driving licence! Everyone's favourite is Knights' Kingdom, where you can ride the fantastic Dragon Coaster through the castle and **find out** what life was like in the past. At Explore Village, you can go on an African safari trek and see giraffes, zebras, lions and other animals made out of LEGO.

Before you leave Legoland California, be sure not to miss Miniland USA. Twenty million LEGO bricks form amazing models of American landmarks such as the Statue of Liberty and the Kennedy Space Center. This is certainly one of the most spectacular sights at Legoland California and will make your visit here unforgettable.

### Reading & Listening

**1** Look at the pictures and the title. What is Legoland? Which country is it in?

**2** Which of the following can you do there? Listen, read and check.

- dig for dinosaur bones
- ride a camel
- swim in a pool
- go on a safari trek
- take a ride on a roller coaster
- drive a fire truck
- eat toffee apples
- see American landmarks
- fly a plane

**3** Read the text again. What is each paragraph about? Write a paragraph plan. Then explain the words in bold.

### Speaking

**4** Imagine you are at Legoland. In pairs, have a telephone conversation. Talk about what you are doing there and how you like it.

### ◆ Word formation

**5** Study the table. Form opposite adjectives. Check in your dictionary. Use them in sentences of your own.





We use **un-**, **il-**, **im-**, **in-**, **ir-** to form opposite adjectives.

- 1 logical 2 responsible; 3 believable 4 possible  
5 active 6 balanced 7 forgettable

### Project (a radio advert)

**6** *Portfolio*: Make a radio advert about a famous theme park. Include *its name*, *location* and *the activities* offered. Record yourselves. Add background music and play it in class.





## Reading & Listening

### ◆ Reserving a place at a summer camp

**1** Listen and repeat. Which sentences ask for information? Which give information?

- How can I help you?
- I'd like to reserve a place at your camp.
- What's your name?
- And when would you like to come?
- Are there any specific classes you are interested in taking?
- I'm afraid there aren't any places left in photography.
- You need to send a deposit in order to reserve your place.
- Can I have your e-mail address?
- Looking forward to seeing you in July.

**2** The sentences above are from a dialogue between a teenager and a receptionist at a camp. Who says each sentence? Listen and check.

**3** a) Read the dialogue and complete the sentences.

- 1 Mark's surname is .....
- 2 Mark wants to make a reservation from .....
- 3 Mark is interested in .....
- 4 Mark will attend .....

b) Read the dialogue aloud.

R: Good morning, Kia Camp. How can I help you?  
 M: Oh hello! I'd like to reserve a place at your Art and Drama summer camp, please.  
 R: What's your name?  
 M: It's Mark Brown.  
 R: And when would you like to come?  
 M: From 1<sup>st</sup> to 16<sup>th</sup> of July, please.  
 R: OK, that's fine. Are there any specific classes that you are interested in taking?  
 M: Yes, I would like to do painting and photography.  
 R: I'm afraid there aren't any places left in photography.  
 M: OK, then. How about sculpture?  
 R: That's fine. I've made the booking. You need to send a deposit in order to reserve your place. Can I have your e-mail address so I can send you details of our bank account?  
 M: Of course. It's mark@coolmail.com.  
 R: Thanks, Mark. Looking forward to seeing you in July.  
 M: Thanks a lot. Bye!

## Speaking

**4** Look at the teen camp advert. You want to book a place there. Take roles and act out a dialogue similar to the one above. Use sentences from Ex. 1.

### YMCA Camps

and many more exciting programmes to keep teenagers happy and fit all summer long.

10 weeks of summer fun from June 21 to August 27.


To reserve a place call ☎ 907 276 4660

## Pronunciation /ɜ:/ - /ɔ:/

**5** Listen and tick (✓). Listen and repeat. Think of two more words for each sound.

**Reading Rules**  
 u, i + r /ɜ:/ purr, third  
 o, oa + r /ɔ:/ nor, oar

	/ɜ:/	/ɔ:/		/ɜ:/	/ɔ:/
burn			bird		
born			board		



### Reading & Listening

- How are the pictures related to the title of the text? Are they about swimming in the sea/pool?
- Read the introduction to the text. What is it about? What do you expect to read in the rest of the text? Read and check.
- a) Read the text again and match the headings (a-h) to the rules (1-7). There is one extra heading. Listen and check.

- a DON'T SWIM AFTER EATING
- b FOLLOW THE RULES
- c NO GLASS BOTTLES
- d NO DIVING
- e DON'T RUN
- f NO DIVE-BOMBING
- g OBEY THE LIFEGUARDS
- h NO PUSHING

### study skills

**Visual context clues**  
Pictures, drawings, charts and other types of visuals help the reader understand the meaning of words.

b) Match the instructions (1-7) to the pictures (A-G). Which words helped you? Explain the words in bold.

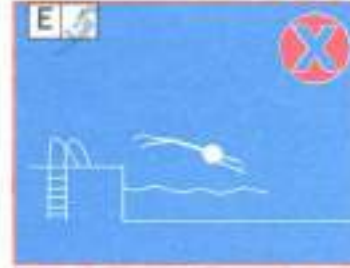
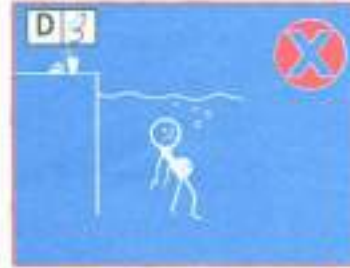
### Project (a talk)


- Imagine you are a lifeguard. Make notes from the text. Use your notes to give a talk to children at the pool.
- ▶ You shouldn't play or run around the pool.

When it comes to sporting activities, swimming in the pool can be great exercise but also very dangerous. This simple guide will show and explain the rules you need to follow in and around water.

# Safe Splashing

- Do not play or run around the pool. The surface is wet and you might slip.
- YOU probably know how to swim, but some people DON'T. Do not **push** anyone in because you can put them in **danger**.
- You shouldn't eat before swimming because it can lead to **stomach cramps** and a risk of drowning.
- Make sure you know where the **lifeguards** are and call them if you get into **trouble**. They are there to save lives so always do what they say.
- Always pay attention to the **NO DIVING** signs around the pool. **ONLY** dive in **designated areas**.
- NEVER** jump in like this! Dive-bombing can be a lot of fun but it can also put other swimmers in a lot of danger.
- All pools have rules **displayed** on signs around the pool. Always read them before you start swimming. They are there to make sure you stay safe. Enjoy splashing!





# PROGRESS CHECK 6

**1** Complete the phrases: *pirate, big, cartoon, shake, theme, famous, candy, rocket, perform, water.*

- 1 ..... hands    2 ..... landmarks    3 ..... park
  - 4 ..... floss    5 ..... tricks    6 ..... ship    7 ..... wheel
  - 8 ..... ride    9 ..... characters    10 ..... journey
- (Points:  $\frac{\quad}{10 \times 2} \quad 20$ )

**2** Fill in: *trapeze, safari, pool, jungle, obey, haunted, souvenir, address, models, reserve.*

- 1 I hate ..... shopping while on holiday.
  - 2 We got scared in the ..... mansion.
  - 3 Hello, I'd like to ..... a place at your camp.
  - 4 We went on a ..... trek in Africa.
  - 5 You must ..... the lifeguards.
  - 6 Can I have your e-mail ....., please?
  - 7 Did you see the ..... artists at the circus?
  - 8 Did you read the leaflet about ..... safety?
  - 9 My favourite ride at Disneyland is the ..... cruise.
  - 10 There are some amazing ..... at Legoland.
- (Points:  $\frac{\quad}{10 \times 2} \quad 20$ )

**3** Fill in: *round, across, out, back.*

- 1 Come ..... to our house any time.
  - 2 He came ..... this book at the market yesterday.
  - 3 His new film is coming ..... next week.
  - 4 He came ..... to the country a month ago.
  - 5 Look! I came ..... this lovely old Lego in the old toy shop.
- (Points:  $\frac{\quad}{5 \times 2} \quad 10$ )

**4** Put the verbs in brackets into the *present perfect*.

- 1 ..... (you ever/see) this film?
- 2 He ..... (never/fly) an aeroplane.
- 3 ..... (you ever/visit) a theme park?
- 4 John isn't here. He ..... (go) shopping.
- 5 ..... (you ever meet) someone famous?
- 6 She ..... (never/travel) abroad.
- 7 I ..... (already/read) the letter.

- 8 They ..... (not/play) the game yet.
  - 9 ..... (you ever/see) a ghost?
  - 10 We ..... (already/pack) our suitcases.
- (Points:  $\frac{\quad}{10 \times 3} \quad 30$ )

**5** Complete the dialogue.

- I'd like to reserve a week at your camp.
  - Of course. It's peka@coolmail.com.
  - That's fine. • Certainly.
  - The first week of August.
- A: Pacific Teen Camp. How can I help you?  
 B: Good afternoon. My name's Ann Smith.  
 1) .....  
 A: When would you like to come?  
 B: 2) .....  
 A: OK. Which courses would you like to take?  
 B: I'd like to take swimming and horse riding.  
 A: 3) .....  
 B: Can you send me an e-mail with the details?  
 A: 4) .....  
 Can you give me your e-mail address?  
 B: 5) .....
- (Points:  $\frac{\quad}{5 \times 4} \quad 20$ )

## Now I Can ...


(My score:  $\frac{\quad}{100}$ )

- talk/write about theme parks/teen camps/holiday activities
- invite/accept and refuse invitations
- reserve a place at a summer camp
- write a postcard from a holiday resort
- give a talk on swimming pool rules

... in English

## Smile





◆ Before you start ...

- Have you ever been to a theme park?  
What was it like?
- What kind of holidays do you go on?

◆ Look at Module 7

Find the page numbers for pictures 1-3.

◆ Find the page numbers for

- a short article
- a CD review
- a quiz

◆ Listen, read and talk about ...

- celebrities
- types of films and music
- football in England
- musical clichés

◆ Learn how to ...

- compare people
- describe people
- express preferences
- buy tickets at the cinema


◆ Practise ...

- comparative/superlative forms of adjectives/adverbs
- present perfect vs past simple
- phrasal verbs: *turn*
- word formation of adjectives ending in -ful/-less
- pronunciation: /ɜ:/, /oo/
- reading rules: o, oa

◆ Write / Make ...

- a quiz about famous people in your country
- a film review
- a CD review
- a short article about your country's most popular sport
- a project on musical clichés





7

a

# Walk of fame

## How well do you know these stars?

Read the questions ... who are they talking about?

- You have seen her face on the cover of a million magazines. Some say she's one of the most beautiful women in the world. She was born in Germany, in 1970, and has had one of the longest careers in modelling!
 

A Avril Lavigne    B Cameron Diaz    C Claudia Schiffer
- He's one of the most handsome men in film. This blond-haired, blue-eyed boy is from England. You may know him from his roles in 'The Aviator' and 'Cold Mountain'.
 

A Jude Law    B Bruce Willis    C Brad Pitt
- He's one of Russia's most successful athletes. He started skating when he was four. One of his greatest achievements was winning Olympic gold in 2006.
 

A Evgeni Plushenko    B Mikhail Baryshnikov    C Alexey Smertin
- He's most certainly funnier than your average guy! He's a comedian, actor and director! If the films 'Meet the Parents' and 'Zoolander' are in your DVD collection, you'll know who we are talking about.
 

A Ben Stiller    B Tom Cruise    C Adam Sandler
- He is one of Russia's most talented performers. He won the BBC's Singer of the World competition in 1989 and his career just keeps getting better and better.
 

A Luciano Pavarotti    B Julio Iglesias    C Dmitri Hvorostovsky



Ben Stiller/comedian



Steven Spielberg/film director



Claudia Schiffer/model



Dmitri Hvorostovsky/opera singer



Renee Zellweger/actress



Cameron Diaz/actress



Oprah Winfrey/TV presenter



Jude Law/actor



Evgeni Plushenko/figure skater

## Vocabulary

### Celebrities

- a) Use the adjectives below to make true sentences about each person in the pictures.

- beautiful
- handsome
- rich
- attractive
- famous
- successful
- great
- talented
- smart
- well-known
- funny
- clever
- intelligent

- 1 Claudia Schiffer is a beautiful model.
- 2 Steven Spielberg is a successful film director.



## Reading

- a) What do you know about the stars in the pictures?
 

b) Read and answer the questions in the quiz. Compare your answers with your partner.

c) Listen and check.





### ◆ Comparative/ Superlative forms

- 3 Read the sentences. How do we form the comparative/ superlative forms of adjectives/ adverbs? Find examples in the quiz on p. 66.
- 1 He is the tallest boy in the class.
  - 2 It's the funniest film I have ever seen.
  - 3 She is more intelligent than him.
  - 4 Jude Law is the most attractive man in the world.
  - 5 Betty is more beautiful than Eva.
  - 6 He learns quicker than her.
  - 7 She spoke more quietly than him.
  - 8 She ran the fastest of all.

We use (not) as + adjective + as to show that two people or things are/are not equal.  
*Frank is as clever as Jim.* (They are both equally clever.)  
*Anna is not as rich as Bill.* (Anna hasn't got as much money as Bill.)  
 She can't run as fast as Laura.

- 4 Compare, as in the example.
- 1 snail/not/fast/rabbit/  
▶ *A snail is not as fast as a rabbit.*
  - 2 CD/expensive/DVD
  - 3 Jamie/not/funny/Mark
  - 4 Ben Stiller/not/well-known/Tom Cruise
- 5 Use the adverbs to compare yourself to your friend and the rest of the class.
- run fast • dance well
  - speak loudly • ride carefully

## Listening

- 6 Put the adjectives in brackets in the correct comparative or superlative form. Decide if the statements are T (true) or F (false). Listen and check.



### Famous Russian figure skaters

Find out if you are a true fan with our quick quiz!



- 1 Slutskaya and Gordeeva are two of the ..... (*famous*) skaters in Russia. ....
- 2 Irina Slutskaya is ..... (*young*) than Ekaterina Gordeeva. ....
- 3 Slutskaya is the ..... (*talented*) jumper of all female athletes. ....
- 4 Gordeeva and her husband won ..... (*many*) Olympic medals than Irina. ....
- 5 Gordeeva started skating at a ..... (*young*) age than Irina. ....

## Speaking

- 7 Choose three people/characters and make notes about their appearance and personality. Use your notes to discuss with your partner.

## Writing (a quiz)

- 8 *Portfolio:* Find information about famous people from your country. Make your own quiz. Use the one in Ex. 2 as a model.



# 7 b

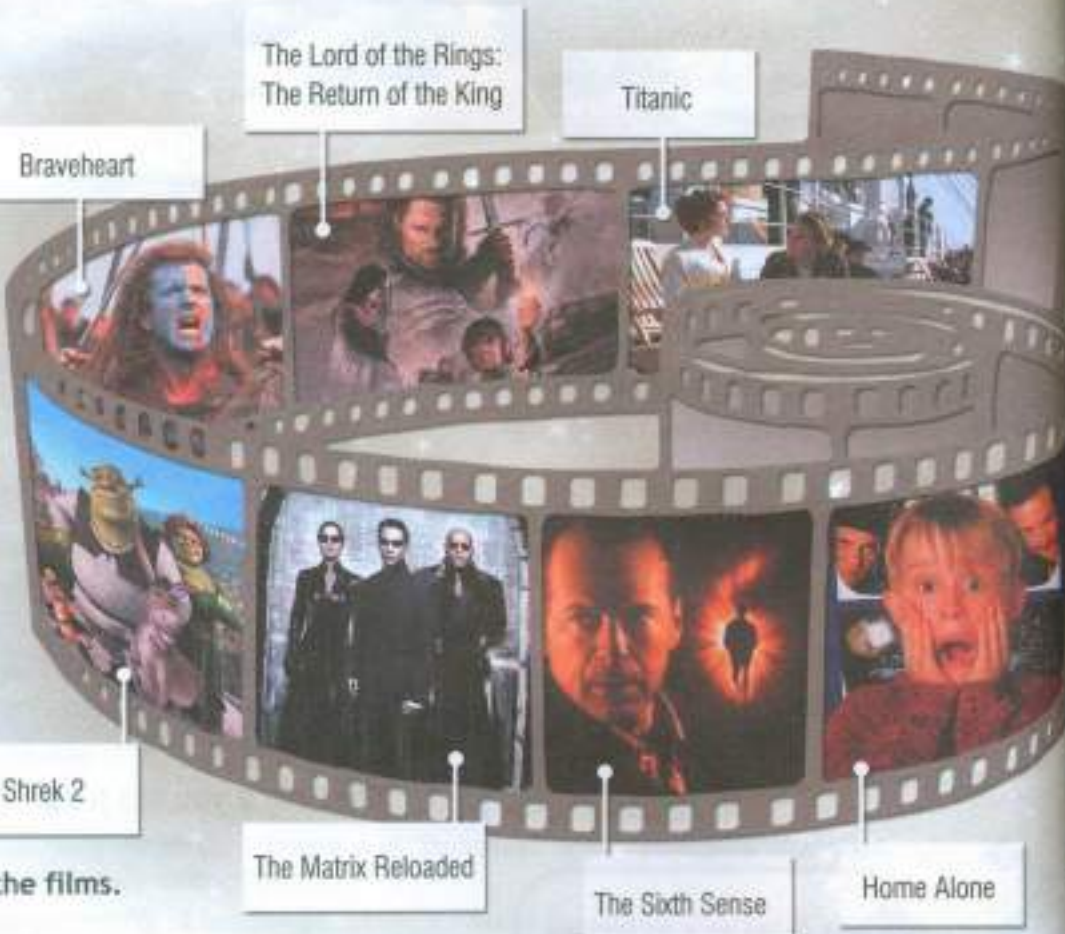
# DVD frenzy!

## Vocabulary

### Films

1 Match the films to their types. Which of these films have you seen? What type of films do you like watching?

- comedy • fantasy
- animation • thriller
- science fiction
- adventure
- romance



2 Match the reviews to the films.

- 1 "..... is a romantic film. Directed by James Cameron and starring Kate Winslet and Leonardo DiCaprio, the film is about a rich girl and a poor boy who meet on the first and last voyage of a ship. It is a beautiful but sad film, with amazing special effects. Don't miss it!"
- 2 "..... is a science fiction film directed by Andy and Larry Wachowski and starring Keanu Reeves. The film is about the fight between machines and humans in a strange world of dreams called the Matrix. It's full of suspense and action that will keep you glued to the screen."

c) Act out the dialogue.

Tony: Hey, Adam! I've found a great film for us.

Adam: About time! We've been here for hours. Which one?

Tony: *Mrs Doubtfire* with Robin Williams.

Adam: That's the funniest movie ever, but I saw it last weekend. Sorry!

Tony: Oh no! Any other suggestions, then?

Adam: Hmmm, let's see. How about *The Sixth Sense*? It's the creepiest thriller of all time according to the critics.

Tony: I don't like thrillers. I'd prefer something with more action.

Adam: Well, do you fancy a fantasy film like *The Lord of the Rings*? They say it's got the most stunning action scenes ever.

Tony: OK, that sounds good!

## Reading & Listening

- 3 a) Read the first exchange of the dialogue. Where are the people? What are they doing? Listen, read and check.
  - b) Complete the sentences. Then, explain the words in bold.
- 1 *Mrs Doubtfire* is a .....
  - 2 *The Sixth Sense* is a .....
  - 3 Adam and Tony decide to rent .....



# Speaking

## Expressing preferences

4 Read the box. You are in a DVD store. Pick some films and act out similar exchanges with your partner.

Suggesting	Responding
<ul style="list-style-type: none"> <li>• Would you like ...?</li> <li>• Do you fancy ...?</li> <li>• How about ...?</li> </ul>	<ul style="list-style-type: none"> <li>• I love/like/enjoy ...</li> <li>• I don't mind.</li> <li>• (I quite like ... but) I prefer ...</li> <li>• That's a great idea.</li> </ul>
	<ul style="list-style-type: none"> <li>• I don't really like ...</li> <li>• I'm not a big fan of ...</li> <li>• I hate/I can't stand ...</li> </ul>

A: *Would you like to watch Titanic tonight?*  
 B: *I don't really like romantic films. How about The Mask?*  
 A: *That's a great idea!*

## Grammar Grammar Reference

### Present Perfect vs Past Simple

5 Read the rules. Find examples of each tense in the dialogue.

- We use the **past simple** to talk about actions that took place in the past. Time expressions used with the past simple are: *ago, yesterday, last Sunday, last week/month/year, the other day, 1990.*  
*We moved here in 1990.*
- We use the **present perfect** to talk about our experiences and actions that started in the past and have continued up to the present. Time expressions used with the present perfect are: *ever, never, always, twice, yet, already, just, since, for, etc.*  
*I have had this bike since 1990.*

6 Put the verbs in brackets into the correct tense.

- 1 We ..... (hire) a DVD last night.
- 2 ..... (you/ever/watch) a thriller?

- 3 They ..... (not/finish) making the movie yet.
- 4 We ..... (see) that film twice already.
- 5 He ..... (start) reading *The Lord of the Rings* again yesterday.

7 Fill in *for* or *since*.

- 1 He has been an actor ..... twenty years.
- 2 She has known him ..... 1996.
- 3 Brian has lived in Oslo ..... he was a child.
- 4 They have worked in the film industry ..... fifty years.
- 5 She's been upset ..... last night.

8 Write a list of chores you have to do today. Swap papers. Ask each other questions to find out about your partner.

A: *Have you done the shopping?*  
 B: *Not yet. / Yes, I've already done it.*

### Phrasal verbs (turn)

9 Complete the sentence with the correct phrasal verb.





- 1 I'm very tired. I think I'll .....
- 2 ..... the lights when you leave, please.
- 3 In *Shrek*, Fiona ..... an ogre at midnight.
- 4 Please, ..... the radio. I want to hear the news.

## Writing (a film review)

10 **Portfolio:** Think of a film you have seen recently. Answer the questions, then write a short film review of it. Use the texts in Ex. 2 as a model (30-40 words).

- What is the name/type of the film?
- Who directed it? • Who stars in it?
- What is the film about?
- What do you think of the film?



# In the charts!



## Vocabulary

### ◆ Music

1 Listen to the extracts and match them to the types (genres) of music. Which is your favourite type?

- |   |           |   |             |
|---|-----------|---|-------------|
| A | rock      | E | rap         |
| B | pop       | F | funk        |
| C | jazz      | G | soul        |
| D | classical | H | heavy metal |

2 a) Underline the words/phrases that refer only to music.

- singer • script • acting
- plot • sound effects
- lyrics • music charts
- cast • role • special effects
- songwriter • variety of plot
- Top 5 • musical instruments
- catchy tunes • popular single
- powerful voice • latest album

b) Use the underlined words to make sentences about your tastes in music.

## Reading

3 a) Look at the text. Is it a CD cover? a review of a CD? the lyrics to a song?

b) Read the text and complete the factfile.

Artist: ► Avril Lavigne

Genre: .....

Best single: .....

On the charts for: .....

Rating: .....

## Avril Lavigne, Let Go

★★★★★

'Let go' is the new album by the young Canadian rock star Avril Lavigne. She is already very well-known in the USA and Canada and it is easy to see why! This talented singer and songwriter inspires teens all around the world with her great voice, powerful music and exciting lyrics. She is sure to be around for a long time.

The most famous song from the album so far is 'Complicated', a genuine song about life. It was in the music charts for 4 months and reached the top 5. The album is fantastic and full of catchy tunes.

Listen out for more from this bright, young star. She will rock your world!

Rating: ★★★★★

4 a) What adjectives does the critic use to describe:

- the singer • the singer's voice • the singer's music
- the lyrics • the song • the album

b) What are the synonyms and opposites of these adjectives? Make sentences with them.

### ◆ Word formation

5 Study the table. Form adjectives ending in *-ful* or *-less* from the nouns (1-5). Check in your dictionaries. Use the adjectives in sentences of your own.




noun + *-ful* = quality a person/thing has. *helpful advice*

noun + *-less* = quality a person/thing doesn't have. *useless speech*

- 1 success 2 care 3 thought 4 speech 5 beauty

## Writing (a CD review)

6 *Portfolio*: Think of your favourite CD. Complete a factfile like the one in Ex. 3b, then write a review of it. Use the review in Ex. 3 as a model (40-60 words).



# CULTURE CORNER

## Vocabulary

### ◆ Football

1 Match the words to their definitions. What do all these words have in common?

- |  |                                     |                                      |                                    |   |   |
|--|-------------------------------------|--------------------------------------|------------------------------------|---|---|
| 1 <input type="checkbox"/> goalkeeper                      | 2 <input type="checkbox"/> defender | 3 <input type="checkbox"/> goalposts | 4 <input type="checkbox"/> striker | 5 <input type="checkbox"/> pitch            | 6 <input type="checkbox"/> champion                           |
| A a player who tries to prevent the opponents from scoring | B a player who tries to score goals | C the place you play football        | D the two poles that form the goal | E the player whose job is to guard the goal | F a player or a team that wins the top prize in a competition |

## Reading & Listening

2 a) Do you know any famous English football clubs or any famous English football players? Read through and check which ones are in the text.

# The National Sport of England

Football is the most popular sport in England. In fact, a lot of English people say it is their national sport.

English people have played football for a very long time. However, the game didn't have any real rules 1) ..... the 19th century. In 1815, Eton College created rules to make the game less violent and later, in 1848, Cambridge University made many of the modern rules. Football quickly became as popular 2) ..... other games such as cricket.

Today, there are thousands of football clubs in England, and professional clubs, such as Arsenal, Liverpool and Manchester United are famous 3) ..... over the world.

Football 4) ..... become part of the cultural life in England and hundreds of thousands of fans support their favourite teams in stadiums around the country every weekend. Many English children have football lessons at school 5) .....

famous footballers, such as David Beckham and Michael Owen have become role models for a lot of these children.



## Speaking

- 3 a) Make notes under the headings about football in England. Then tell the class.
- Clubs
  - Famous players
- b) Now, make notes under the same headings about your country's popular sport. Talk to the class about it.

## Writing (a short article)

- 4 **Portfolio:** Write a short article about your country's most popular sport.

## study skills

### Completing a text (gap filling)

Read the title and the text quickly to get the gist. Read the text again, one sentence at a time, focusing on the words before and after each gap and think of the word that fits best. Read the completed text again to make sure it makes sense. This way, you will minimise the number of mistakes you make.

- b) Read the text and fill in the missing words. Listen and check.



## Reading & Listening

### ◆ Buying tickets at the cinema

1 a) Listen and repeat the sentences.

- Next, please.
- Two tickets for King Kong at 6 pm, please.
- I'm afraid it's sold out.
- Two tickets for 9 pm then, please.
- Is that for the 7 pm or the 10 pm showing?
- That's £12 altogether, then.
- Is there a discount for students?
- Here are your tickets and your change.
- Enjoy the movie!

b) The sentences are from dialogues between a ticket seller and a customer. Who says each? Write *T* for ticket seller and *C* for customer. Listen and check.

2 Read the dialogues. Which movies do the customers want to see? Which showing do they buy tickets for?

**A**

Ticket seller: Next, please.  
 Andy: One adult and one child for Harry Potter, please.  
 Ticket seller: Is that for the 7 pm or the 10 pm showing?  
 Andy: 7 pm, please.  
 Ticket seller: That's £12 altogether, then.  
 Andy: Here you are.  
 Ticket seller: Thank you. Here are your tickets and your change.  
 Andy: Thanks.

**B**

Jane: Two tickets for King Kong at 6 pm, please.  
 Ticket seller: I'm afraid it's sold out.  
 Jane: Oh, right.  
 Ticket seller: We still have tickets for the 9 pm and the 11.30 pm showing.  
 Jane: Oh, OK. Two tickets for 9 pm then, please.  
 Ticket seller: That's £14, please.  
 Jane: Is there a discount for students?  
 Ticket seller: Yes. Tickets are £5 for students.  
 Jane: OK. Here you are.  
 Ticket seller: Thank you. Enjoy the movie!

## Speaking

3 Use the information to act out similar dialogues. Use the sentences from Ex. 1a as well as dialogue A as an example.

## Cineworld Cinemas

Now showing:

Screen 1

King Kong	6 pm	9 pm	11.30 pm
-----------	------	------	----------

Screen 2

Grandma's Boy	4 pm	7 pm	10 pm
---------------	------	------	-------

Screen 4

The Family Stone	4 pm	7 pm	10 pm
------------------	------	------	-------

Tickets: Adults £7, Children/Students £5



## Pronunciation /ɜ:/ - /oʊ/

4 Listen and tick (✓). Listen and repeat. Think of two more words with the same sounds.

### Reading Rules

o, oa /oʊ/ tone, boat

	/ɜ:/	/oʊ/		/ɜ:/	/oʊ/
burn			fir		
bone			foam		



### Reading & Listening

1 a) Listen to the following extracts of music. How do they make you feel? In which type of film would you expect to find them?

- adventure • romance
- thriller • comedy

b) Describe the pictures. Listen again and match the extracts to the scenes below. What type of films are they?



2 Look at the headings and the title of the text. What is the text about? Read and check.

- Listen out
- Stereotypical music sounds
- Before sound
- Music around the world
- Musical clichés

3 Match the headings to the paragraphs. Listen and check. Which words helped you decide? Explain the words in bold.

## Does this sound familiar?



Your grandparents may remember the old silent Charlie Chaplin comedy films. If so, they'll probably tell you that without the music that **accompanied** them these films wouldn't be much fun.

Later, when films began to have sound, the music stayed because directors use pieces of music and sound to **create** particular **moods** and feelings. We call these musical clichés.

In horror films and thrillers, for example, loud sounds let you know when something frightening is going to happen. Violin tunes accompany emotional scenes in romantic films, and in adventure films we use **sharp** and fast sounds for action scenes.


Some musical clichés introduce specific places. Shots of Hong Kong, for example, often have xylophone music in the background while shots of Paris come with melodies played on the accordion. There are many musical clichés for a number of types of scenes.

So, next time you watch a film, pay attention to the music in the **background**. You'll be surprised how many musical clichés you can **spot**.

4 Make notes under the headings of Ex. 2. Use your notes to give the class a summary of the text.

### Project

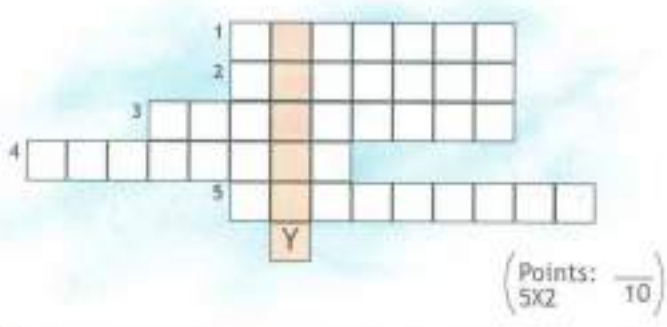
5 **Portfolio:** Work in groups. Choose a piece of music. Find a picture and describe the scene to the class while playing the music extract.



# PROGRESS CHECK 7

## 1 Complete the puzzle.

- Star Wars is a classic ..... fiction film.
- A ..... is a film about love.
- Children love ..... films like *Finding Nemo*.
- I get scared when I watch a ..... on TV.
- ..... films are very exciting.



## 2 Match the words to form collocations.

- |   |          |   |          |
|---|----------|---|----------|
| 1 | talented | A | effects  |
| 2 | film     | B | tune     |
| 3 | sound    | C | actress  |
| 4 | catchy   | D | music    |
| 5 | rock     | E | industry |

(Points:  $\frac{5 \times 2}{10}$ )

## 3 Write the synonyms of the following words.

- well-known: f.....;
- amusing: f.....;
- clever: i.....;
- skillful: t.....;
- wonderful: g.....

(Points:  $\frac{5 \times 4}{20}$ )

## 4 Fill in the comparative or superlative form.

- Barcelona is ..... (sunny) London.
- That's ..... (bad) film I've ever seen.
- Mark learns ..... (fast) Lee.
- He is ..... (good) Steve at sports.
- She works ..... (carefully) the others.

(Points:  $\frac{5 \times 3}{15}$ )

## 5 Complete the sentence with *past simple* or *present perfect*.

- Henry ..... (live) here since he was a child.
- They ..... (go) to the cinema yesterday.

- ..... (you/read) *Lord of the Rings* yet?
- She ..... (always/love) horror films.
- He ..... (direct) his first film about ten years ago.

(Points:  $\frac{5 \times 3}{15}$ )

## 6 Fill in: *always, ago, yet, for, since*.

- Have you read this book .....
- She's ..... been a fan of Bruce Willis.
- He's been famous ..... over fifty years.
- I met David Beckham five years .....
- I've been a fan of Jude Law ..... 2001.

(Points:  $\frac{5 \times 2}{10}$ )

## 7 Put the sentences in the right order to form a dialogue.

- You're right. There's nothing worse than a boring film.
- Yes, they are. I think special effects are important in adventure films, don't you?
- I couldn't agree more. And the special effects are amazing.
- The *Lord of the Rings* is the best adventure film ever!
- Not always. I think a good story is more important than anything else.

(Points:  $\frac{5 \times 4}{20}$ )

## Now I Can ... (My score: $\frac{\quad}{100}$ )

- talk/write about celebrities/types of films/music
  - express preferences
  - write a film/CD review
  - write a short article about the most popular sport in my country
- ... in English







◆ Before you start ...

- Have you ever met a celebrity?  
Where & when did you see them?
- What's your favourite type of film?  
What's your favourite film about?

◆ Look at Module 8

Find the page numbers for pictures 1-3.

◆ Find the page numbers for

- a magazine article
- a donation form
- a for-and-against essay
- a webpage

◆ Listen, read and talk about ...

- pollution
- acid rain
- eco-helpers
- animals, habitats & zoos
- food chains
- nature reserves in Scotland

◆ Learn how to ...

- offer/accept/refuse help
- use notes to give a talk
- make a donation

◆ Practise ...

- present perfect continuous
- *have to/don't have to*
- question tags
- phrasal verbs: *make*
- words often confused: *leaves, lives*
- word formation: verbs ending in *-en*
- pronunciation: /aɪ/, /aɪə/
- reading rules: y, ie, i, ire

◆ Write / Make ...

- a short article about how to solve the problem of acid rain
- a list of eco-activities for the weekend
- a for-and-against essay about keeping wild animals as pets
- an article about nature reserves in your country
- a food chain



# Save the Earth



## Vocabulary

### ◆ Pollution

1 Which of the following can you see in the pictures?

- a power station/factory
- toxic fumes
- factory waste
- acid rain
- polluted clouds
- loss of natural habitats
- air, water and soil pollution
- fish and plant species dying

## Reading & Listening

2 a) Look at the pictures again and the headings in the text on p. 77. Can you explain the problem? Read and check.

b) Read carefully and fill in the blanks with the best word A, B, or C. Listen and check. Then, explain the words in bold.

- |   |           |         |        |
|---|-----------|---------|--------|
| 1 | A over    | B away  | C to   |
| 2 | A but     | B so    | C well |
| 3 | A as well | B too   | C also |
| 4 | A No      | B Any   | C Some |
| 5 | A our     | B their | C ours |

## Speaking


### study skills

#### Using notes to give a talk

When you use notes to give a talk, look at your audience and use your notes to remind you of what you want to say. This will make your talk sound more interesting and natural.

3 Make notes under the headings and give a talk about acid rain.

- what acid rain is
- what causes it
- what effects it has
- what governments are doing
- what we can do



# Acid Rain

## 1 The problem

The problem starts here. Cars burn petrol, factories and power stations burn coal and emit toxic fumes. So, the air that we breathe becomes polluted.

## 2 Air pollution & acid rain

This pollution is gathered in clouds and with the oxygen and water in the atmosphere it becomes acid. The winds carry the polluted clouds across long distances, far 1) ..... When it rains, this pollution lands on trees, houses, buildings, cars, clothes, everywhere!!! This is called acid rain, 2) ..... there is actually 'acid fog', 'snow' and 'sleet' in the same way!

## 3 Water and soil pollution

When acid rain falls into lakes, streams, rivers and seas,

they become toxic. This is water pollution and it harms, kills or wipes out fish and plant species. When acid rain flows through the soil, it poisons trees and plants. Acid rain 3) ..... causes serious damage to important buildings and objects

## 4 Good news

The good news is that governments have been trying to reduce the air pollution that causes acid rain. 4) ..... industries have been using new technologies for some time to help make factory smoke less harmful to the environment. But we need to do more! We can help reduce the amount of acid rain by using 5) ..... cars less or by using solar power to heat our homes.

**We all need to work together to stop this problem before it's too late.**

## Grammar Grammar Reference

### ◆ Present Perfect Continuous

4 Read the rule. Find examples of the present perfect continuous in the text.

We use the Present Perfect Continuous to talk about actions that began in the past and are still taking place with emphasis on duration.  
*I've been watching TV since 6 pm.*  
(I'm still watching TV now.)  
*They've been sleeping for hours.*  
(They're still sleeping at the moment.)  
*How long have you been studying?*  
*Since the morning/For five hours.*

5 Listen to the sounds. Match the people to what they have been doing. Then complete the sentences.

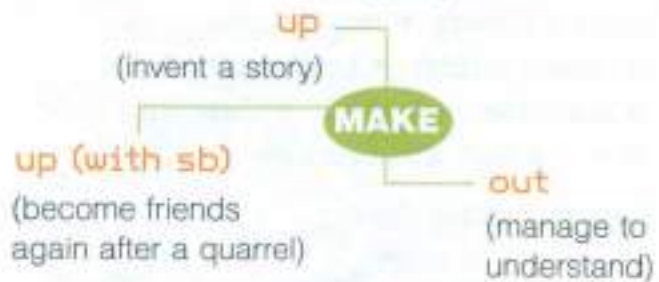
- |   |          |   |                 |
|---|----------|---|-----------------|
| 1 | John     | A | play football   |
| 2 | the kids | B | listen to music |
| 3 | Grandad  | C | watch TV        |
| 4 | Ann      | D | sleep           |
| 5 | Steve    | E | wash dishes     |

- John ..... for an hour.
- The kids ..... since 6:00 pm.

- Grandad ..... for two hours.
- Ann ..... for half an hour.
- Steve ..... since 10 am.

### ◆ Phrasal verbs (make)

6 Complete the sentences with the correct phrasal verb in the appropriate form.



- I can't ..... your handwriting.
- It's not true. She ..... the whole story.
- He has ..... with Tom after their quarrel.

## Writing (a short article)

7 Work in groups. Collect information about what we can do to solve the problem of acid rain and present it to the class. Draw pictures to show some of the things we can do.

# Eco-helpers



## Vocabulary

### ◆ Helping out

**1** Look at the picture. What is each person in the picture doing?

- plant flowers • recycle cans
- collect rubbish • build nesting boxes
- teach the cycle of life • clean out a pond
- read a book about ecology

► *Dave is planting flowers.*

**2** Who is using the tools/equipment below? What are they using them for?

- a ladder • a hammer and nails • a spade
- a watering can • a rake • a net
- gardening gloves • a plastic bag

► *Sally is using a ladder to collect rubbish from the tree house.*

## Reading & Listening

**3** a) Look at the title and the picture. What does "eco-helpers" mean? Listen, read and check.

Dave: Hi Tim. What's up?

Tim: Oh, hi Dave! What are you doing here?

Dave: Oh, I've joined the Eco-helpers club.

Tim: Oh yeah, I've heard about that. Sally collects rubbish for recycling in the park every Saturday morning, doesn't she?

Dave: That's right. She's been doing that for a month. I've been building nesting boxes.

Tim: Nesting boxes?

Dave: Well, there aren't many trees left in the city for birds to build their nests. If we don't help them, they will have to leave the city.


Tim: That's interesting. What else have you been doing?

Dave: We've been planting trees and cleaning out ponds for a week now that the weather's good.

Tim: Your club sounds wonderful. I could join as well, couldn't I?

Dave: Of course you could. We really need volunteers, but you have to see Miss Jackson first. She'll tell you what to do.

Tim: Sounds great! I'll join first thing Monday morning.



b) Read the dialogue and complete the sentences. Then, explain the words in bold.

- Sally ..... for a month.
- Dave's been .....
- The birds will leave the city if .....
- Tim wants to ..... on Monday morning.

c) Read out the dialogue.

4 Fill in: **leaves** or **lives**.

- He ..... for work at 7 am.
- I don't know where she .....
- She ..... everything till the last minute.

## Speaking

### Everyday English

◆ Offering/accepting/refusing help

5 Use the phrases in the box and ideas from Ex. 1 to make exchanges.

Offering help	Accepting
<ul style="list-style-type: none"> <li>Can I give you a hand + -ing form?</li> <li>Can I help you to collect/make ...?</li> <li>Would you like me to ...?</li> <li>Do you need some help + -ing form?</li> </ul>	<ul style="list-style-type: none"> <li>Yes, please.</li> <li>Sounds great./Sure, thanks!</li> </ul>
	Refusing
	<ul style="list-style-type: none"> <li>No, thanks. I'm fine.</li> <li>No, I can manage, thanks.</li> <li>No, it's OK, but thanks anyway!</li> </ul>

A: Can I give you a hand cleaning out the pond?  
B: Sure, thanks!

## Grammar Grammar Reference

◆ Question tags

6 Read the examples. How do we form question tags? Find examples in the dialogue in Ex. 3a.

- He works in the camp, **doesn't he?**
- She can't come, **can she?**

7 a) Fill in the question tags in sentences 1-6. Listen and tick (✓) the boxes. Which question tags show that:

- the speaker is (almost) sure about what he says and doesn't expect an answer?
- the speaker isn't sure and expects an answer?

	Rising	Falling
1 She isn't here, .....?		
2 They're late, .....?		
3 He arrived yesterday, .....?		
4 She is sleeping, .....?		
5 We can't go, .....?		
6 She hasn't left, .....?		

b) Listen and repeat.

◆ (don't) have to

8 a) Read the study box. Find examples of (absence of) necessity in the dialogue.

I have to take the dog for a walk before I leave. (it is necessary)  
It's Saturday - I don't have to go to school today. (it is not necessary)

b) What does/doesn't Roger have to do? Add question tags.



- order more trees **done!**
- call the recycling centre
- tidy the eco-library **Sally & Andy**
- clean out the clubhouse
- buy more wood and nails **next week**
- give out membership cards

▶ Roger doesn't have to order more trees, does he?

c) What do/don't you have to do today?

## Writing (a list)

9 **Portfolio:** Work in groups. Organise an Eco-helpers group. Write a list of activities for the group for next weekend.



# Born free



## Vocabulary

### Animals & habitats

1 Match each animal 1-6 to its natural habitat.

- desert • polar regions • wetlands
- tropical rainforests • woods
- savannah (grassland)

► Camels live in the desert.

2 Read the statement below. Do you agree? Why/why not? Discuss.

"We should close all zoos and return the animals to their natural habitats."

## Reading & Listening

3 a) Listen to and read the essay. Were any of your points from Ex. 2 mentioned? What other points for/against zoos are used?

b) Explain the words in bold.

4 a) Which paragraph (1-4): a) *introduces the topic*? b) *gives the writer's opinion*? c) *gives the advantages with reasons/examples*? d) *gives the disadvantages with reasons/examples*?

b) Look at the underlined words/phrases. Which: *give a personal opinion*? *give an opposite opinion*? *add reasons*? *introduce a conclusion*? *introduce an argument*?

5 Read the following statements. Which are pros/cons of keeping wild animals as pets? In groups think of reasons/examples.

- Owners don't know how to look after them.
- They need special food/habitats.
- It is a good way to learn about them.
- You help conserve them.
- They can be dangerous.

1 We all like going to the zoo, but what about the animals? How do they feel? Should we keep animals in zoos, or is it wrong to take them out of their natural habitat?

2 On the one hand, zoos play an important role in nature conservation. Many natural habitats are **in danger**. By keeping **endangered species** in zoos, we make sure that they **survive**. In addition, a good zoo can be very educational as it teaches us how animals behave and how they **act** in their habitat. This way we learn how to protect them.

3 On the other hand, there are certain **drawbacks** to keeping animals in zoos. Zoos cannot **recreate** an animal's natural habitat and animals can be very unhappy in **cages**. It would be more useful to spend money on protecting habitats rather than zoos. Furthermore, there are a lot of good documentaries about animals so zoos are not really necessary for education.

4 To sum up, there are strong **arguments** both **for** and **against** zoos. Nowadays, most zoos do their best to protect animals. However, I believe that animals should live in an as natural **environment** as possible and we must do our best to protect them and their habitats.


6 giraffe

## Writing (a for-and-against essay)

### study skills

*Addressing the reader directly*  
Start your essay by addressing the reader directly with a question. That way you will grab his interest and he will want to read on.

6 Use the ideas in Ex. 5 to write an essay about the pros/cons of keeping wild animals as pets. Start your essay with a direct question.



# CULTURE CORNER

## Scotland's National Nature Reserves

### Reading & Listening

1 Read the introduction on the webpage and look at the pictures. Which of the following do you think you can see in Scotland's National Nature Reserves: *cliffs? seabirds? penguins? underwater caves? wildlife? bluebells? deer? swans? fieldmice? parrots?* Listen and check.

2 a) Read the text and correct the statements below.

- 1 St Kilda is ideal for surfing.
- 2 Loch Lomond is famous for its seabirds.
- 3 Don't miss the safari at Insh Marshes.

b) Find the words for: 2 habitats, 4 kinds of birds, 3 other kinds of animals, 2 plants. Then, explain the underlined words.

3 You work in a travel agency in Scotland. Make notes about each nature reserve under the headings: *location, famous for, what you can see there, best time to visit.* Use your notes to answer a customer's questions.

### Project

4 **Portfolio:** Collect information under the headings from Ex. 3 about some *nature reserves* in your country. Write an article about them. Decorate it with pictures.

## Scotland's natural world!

[NNRs Home](#)   [Reserves](#)   [News & events](#)   [Contact us](#)

### Experience the amazing sights and sounds of Scotland's natural world!

Scotland's National Nature Reserves (NNRs) are magical places open for everyone to visit and enjoy. They protect spectacular wildlife and landscapes, including many rare species and habitats. Here are just a few of Scotland's 71 beautiful reserves ...

---

#### St Kilda

The St Kilda islands are in the most remote<sup>1</sup> part of Britain, 66 km west of Scotland's Outer Hebrides<sup>2</sup>. St Kilda has the highest cliffs in Britain, over 1 million seabirds, including puffins, and unique species of sheep and fieldmice. St Kilda is also one of the best places in Britain for diving because of its clear waters and amazing underwater caves and tunnels!

**Best time to visit: May to July**



**puffin**

---



**Golden Eagle**   **bluebells**

#### Loch Lomond

Loch Lomond is a beautiful lake in the west of Scotland. It's famous for its fantastic wildlife and woods. Come in the spring and you'll see the woods full of bluebells and wild garlic. You may even see some deer or a rare Golden Eagle.

**Best time to visit: spring**

---

#### Insh Marshes

The Insh Marshes are in the north of Scotland and are one of the most important wetlands in Europe. Hundreds of birds come here to nest in spring. When the marshes flood in winter, you'll see flocks<sup>3</sup> of swans and geese. Don't miss the fantastic bird watching hikes and nature trails<sup>4</sup> here!

**Best time to visit: November to June**



**swan**



Click here to read about more reserves!

1 far away from where people live

2 Scottish islands

3 groups

4 path through forests



# Donations

(please tick ✓)

One-off

Regular  £ 1) ..... per 2) .....

Name: 3) .....

Address: 4) .....

Method of Payment (please tick ✓)

5) Credit Card  Cheque  Cash

Direct Debit (Bank Account)

# English in Use 8

## Reading & Listening

### ◆ Donating money for a cause

**1** Listen and repeat. The sentences are from a dialogue about donating money to an environmental organisation. Which sentences does the representative (R)/the caller (C) say? Listen and check.

- How can I help?
- I'm interested in making a donation.
- A monthly donation, please.
- Would you like to become a member?
- How much does it cost?
- How can I pay?
- Could I take your name and address, please?

**Rep:** Hello, WWF<sup>1</sup>. How can I help you?

**Matt:** Hi. I'm interested in making a donation.

**Rep:** That's great. Do you want to make a one-off donation or would you prefer to make a regular monthly one?

**Matt:** A monthly donation, please. Let's say £25 per month.

**Rep:** That's very generous. You know that includes free membership, don't you?

**Matt:** Oh really? And what are the benefits of membership?

**Rep:** You get our magazine every three months and regular post about our campaigns.

**Matt:** Good. That's great. How can I pay?

**Rep:** Let me give you our bank account details. It's Barclay's Bank, Account No. 39582957831. Could I take your name and address, please?

**Matt:** Certainly. My name's Matt Russell and I live at 34 Scarsdale Road, Bromley, Kent.

**Rep:** Thank you very much, Mr Russell. You'll receive the latest issue of the WWF magazine and a welcome pack soon.

**Matt:** Thanks a lot. Goodbye.

<sup>1</sup>World Wildlife Fund

**2** Read the dialogue. Fill out the donation form.

## Speaking

**3** **Portfolio:** You have seen the advert below and want to make a donation. Use the sentences in Ex. 1 to act out a dialogue. Record yourselves.

Join... Save the Whales

£25 regular membership

£50 Adopt-a-Whale membership

### ◆ Word formation

**4** Form verbs from the adjectives below. Use them in sentences of your own.



We can use -en at the end of some adjectives to form verbs. dark - darken

- 1 black    2 red    3 wide    4 short

## Pronunciation /aɪ/-/aɪə/

**5** Listen and tick (✓). Listen and repeat.

Reading Rules	
y, ie, i - /aɪ/	shy, die, time
ire - /aɪə/	tire

Think of more words with these sounds.

	/aɪ/	/aɪə/		/aɪ/	/aɪə/
my			pie		
mine			fire		
tied			why		
tired			hire		



### The Food Chain



- Look at the pictures. Which animal only eats plants (*herbivore*)? eats other animals (*carnivore*)? eats both plants and animals (*omnivore*)?

### Reading & Listening

- Read the dictionary entry. How is it related to the diagram?

food chain: /fu:d tʃeɪn/ N-COUNT usu sing. a series of living things which are linked to each other because each thing feeds on the next one in the series

- Read the text and fill in the gaps (1-8) with the correct word. Listen and check. Explain the words in bold.
- Read again. Use the diagram to explain the food chain to your classmates.

### Project (a diagram)

- Portfolio:** Make your own food chain. Draw a diagram and add pictures and labels. Present your food chain to the class.

#### What's a producer?

All energy originally comes from 1) ..... sun. Green plants can't hunt or shop for food, so they simply use sunlight and water to make it. Green plants usually start food chains. They 2) ..... called **producers**.

#### What's a consumer?


Animals such 3) ..... grasshoppers get their energy from eating green plants like leaves. As they only eat plants, 4) ..... are called **herbivores**. **Carnivores**, like lions or some birds, only eat meat. **Omnivores** eat plants and animals. Anything that eats another plant or animal to get energy is called a **consumer**.

#### What's a decomposer?

The food chain ends with dead animals that **fungi** and **bacteria** use as food. 5) ..... organisms **break down** the complex organic **compounds** which then return to the soil so that plants can use 6) ..... again. That's how the food chain starts **all over again**.

#### Why is the food chain important?

The food chain **provides** the energy that all living things need in order to **survive**. If 7) ..... is a break in the link in the chain, then all organisms above this link are in danger of **extinction**. Imagine 8) ..... world without plants. How would animals survive?



# PROGRESS CHECK 8

1 Fill in: *acid, natural, endangered, power, recycling*.

1 ..... stations      4 ..... species  
 2 ..... bin      5 ..... rain  
 3 ..... habitat

(Points:  $\frac{5 \times 2}{10}$ )

2 Underline the correct word.

1 Zoos play an important role/cycle in animal conservation.  
 2 Cars burn/emit petrol.  
 3 Animals should live in their natural ecology/habitat.  
 4 Acid rain causes/poisons trees and plants.  
 5 He made off/up the whole story.

(Points:  $\frac{5 \times 2}{10}$ )

3 Complete with the *present perfect continuous* form of the verb in brackets.

1 He ..... (work) here for over ten years.  
 2 Jill ..... (swim) in this lake since she was a child.  
 3 How long ..... (you/take care) of this injured bird?  
 4 They ..... (study) very hard for their exams.  
 5 My parents ..... (donate) to WWF for a long time.  
 6 The government ..... (try) to reduce pollution for years.

(Points:  $\frac{6 \times 5}{30}$ )

4 Fill in: *have to, don't have to*.

1 I ..... do it tonight. It's urgent!  
 2 You ..... water the plants. I've done it.  
 3 Do you ..... leave so early?  
 4 He ..... go to school. He's ill.  
 5 You ..... pay £10 to become a member.

(Points:  $\frac{5 \times 3}{15}$ )

5 Fill in the correct question tag.

1 They live in London, .....?  
 2 He didn't go to the park yesterday, .....?  
 3 The children are watching TV at the moment, .....?

4 She can't drive, .....?  
 5 His father is a doctor, .....?

(Points:  $\frac{5 \times 3}{15}$ )

6 Complete the dialogue.

- Could I take your name and address
- I'm interested in making a donation
- A monthly donation, please
- How can I pay
- You'll get our magazine every two months

A: Hello, WWF. How can I help you?  
 B: 1) .....  
 A: What kind of donation would you like to make?  
 B: 2) ..... Let's say £30.  
 A: Great! That includes free membership.  
 B: Really? What are the benefits of membership?  
 A: 3) .....  
 B: That sounds interesting.  
 A: 4) ....., please?  
 B: Certainly. My name is Ruth Brown and I live at 13 King Road. 5) .....?



(Points:  $\frac{5 \times 4}{20}$ )  
 (My score:  $\frac{\quad}{100}$ )

## Now I Can ...

- talk & write about pollution & acid rain
- offer/accept/refuse help
- make a list of eco-activities
- talk/write about nature reserves
- make a diagram about a food chain
- write a for-and-against essay

## ... in English





### ◆ Before you start ...

- What have you done to help the environment?
- Have you ever planted trees or built nesting boxes?

### ◆ Look at Module 9

Find the page numbers for pictures 1-3.

### ◆ Find the page numbers for

- shopping lists
- dictionary entries
- an e-mail
- an article

### ◆ Listen, read and talk about ...

- eating habits
- food, drinks & containers
- going shopping
- gifts
- idioms & sayings about food
- shopping choices

### ◆ Learn how to ...

- describe objects
- buy necessities



### ◆ Practise ...

- countable/uncountable nouns
- quantifiers
- present perfect simple vs continuous
- words often confused: *match, suit, fit*
- phrasal verbs: *take*
- pronunciation: /s/, /z/
- reading rules: c, s between vowels

### ◆ Write / Make ...

- a paragraph about your diet
- an e-mail to a friend describing a trip and your shopping
- a quiz about idioms & sayings
- a survey about shopping habits





# 9 a

# You are what you eat!

## Vocabulary

### ◆ Food & drink

1 a) Categorise the foods/drinks in Andy and Bill's shopping lists under the headings. Add one more to each category. Which of these foods are high in fat or sugar?

► *Low-fat yoghurt is a dairy product.*

- vegetables    meat    fruit
- poultry    dairy products
- nuts & seeds    oils    fish
- cereal, grains & pasta
- snacks    beverages
- herbs & spices    sweets
- fizzy drinks    other



Shopping List  
 low-fat yoghurt  
 olive oil  
 eggs  
 tuna  
 honey  
 wholemeal bread  
 cereal  
 chicken legs  
 bananas  
 lettuce  
 tomatoes  
 frozen peas  
 low-fat milk  
 brown rice  
 peanuts

b) Look at the people's shopping lists. Which person has got a healthy diet?

### ◆ Containers

2 Fill in: *box, can, carton, bottle, cup, tin, packet, jar*. What other foods can you usually find in each container?

- |                     |                       |
|---------------------|-----------------------|
| 1 a ..... of cereal | 5 a ..... of sardines |
| 2 a ..... of water  | 6 a ..... of crisps   |
| 3 a ..... of honey  | 7 a ..... of cola     |
| 4 a ..... of tea    | 8 a ..... of milk     |



## Reading

3 Look at the title of the quiz. Which of the phrases do you think best describes you? Complete the quiz and check. Then explain the words/phrases in bold.



Shopping List  
 white sugar  
 frozen chips  
 a bottle of cola  
 a packet of crisps  
 frozen pizza  
 a tub of ice cream  
 mayonnaise  
 lamb chops  
 white bread  
 a bar of chocolate  
 salt & pepper  
 butter  
 coffee  
 biscuits





# Are you a junk food junkie or a health food nut?



- You're always **starving** when you get home from school! What snack do you choose?
  - A bowl of cereal or a banana.
  - It **depends**. One day a few biscuits, the next day a piece of toast!
  - A bar of chocolate or a packet of crisps.
- You're having lunch in the school canteen today. What do you choose?
  - Grilled** fish with rice and vegetables.
  - A tuna and mayonnaise sandwich and a small ice cream.
  - A hamburger, some chips and a can of fizzy drink.

- There isn't any food in the house, so you decide to order a **takeaway**. What do you order?
  - A **grilled** chicken burger and a salad.
  - An Indian curry with rice.
  - A **family-sized** pizza and a bottle of cola.
- Your parents send you to the supermarket to buy a **dessert**. What's in your basket?
  - Some yoghurt and a jar of honey.
  - A carton of **low-fat** ice cream.
  - Double chocolate cake and cream.



## YOUR SCORE

**Mostly A's:** What a nut! You always make excellent food choices. Don't be afraid to **treat yourself** once in a while!

**Mostly B's:** You're neither a junkie nor a nut! You know that a little junk food **doesn't hurt**, but you don't **go over the top!**

**Mostly C's:** You're a total junk food junkie! Choose the healthy option from time to time **otherwise** your health will suffer!

## Grammar Grammar Reference

### ◆ Quantifiers

**4** a) Read the examples. Which words do we use with countable/uncountable nouns? Which do we use in affirmative, in negative sentences, and in requests? Make sentences using them.

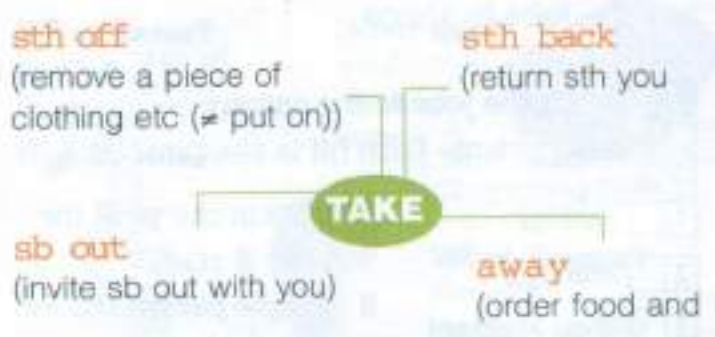
- We've got **some** juice. We haven't got much **sugar**. We haven't got many **apples**.
- There aren't **any**/are no **apples**.
- There are a **lot of** **bananas** in the fridge.
- Is there **any** **milk**?
- Can I have **some** **crisps**?
- I'll have a **little**/**some** **cream** with my cake.
- Let's buy a **few**/**some** **peppers**.

## Speaking

b) You want a snack. Discuss what there is to eat with your partner.

- A: *Is there any milk?*  
 B: *Yes, a little. Are there any ...? etc*

### ◆ Phrasal verbs (take)





**5** Complete the sentences using the correct particle.

- Alan took ..... his sunglasses before he dived into the pool.
- I'm taking you ..... for your birthday.
- A burger to take ....., please.
- There was a hole in the shirt so I took it ..... to the shop.

## Writing (a paragraph)

**6** **Portfolio:** List all the foods/drinks you have had in the last two days. Has your diet been healthy? Write a short paragraph about it.



# Can I help you?

## Vocabulary

### ◆ Products/Shops

- 1 a) Where would you buy the items in the pictures? Fill in the table.
- b) Act out exchanges as in the example.

▶ A: *What do you need?*  
 B: *Some crayons.*  
 A: *OK. Let's go to the stationery shop.*



crayons



basketball



teddy bear



ring



hooded sweater



first aid kit



diary



toothbrush

Clothes shop:	.....
Stationery shop:	.....
Toy shop:	.....
Optician's:	.....
Sports shop:	.....
Chemist's:	.....
Jeweller's:	.....
Electronics shop:	.....



socks



camera



sunglasses



swimsuit

### ◆ Jobs in shops

- 2 Match the jobs to the correct descriptions. Then fill in the gaps.

- |   |                                       |
|---|---------------------------------------|
| 1 <input type="checkbox"/> cashier        | A I am in charge of the shop & staff. |
| 2 <input type="checkbox"/> manager        | B People pay me money.                |
| 3 <input type="checkbox"/> shop assistant | C I clean the shop.                   |
| 4 <input type="checkbox"/> security guard | D I help customers.                   |
| 5 <input type="checkbox"/> cleaner        | E I protect the shop.                 |

- The ..... made sure the alarm system was working before he started his shift.
- The ..... had to wash the floor after someone spilt some orange juice.
- The ..... had to hire extra staff over the busy Christmas period.
- The ..... went to find a larger size for a customer.
- The ..... had a big queue of people waiting to pay.

## Reading & Listening

- 3 a) Read the first exchange. What do you think Dave needs for camp? Choose from the pictures in Ex. 1. Listen, read and check.

Mr Todd: Have you finished packing for camp?  
 Dave: Not yet.

Mr Todd: You've been packing all morning! Do you need any help?  
 Dave: Yes, please. I'm sure I've forgotten something.

Mr Todd: Have you packed your swimming trunks and towel?  
 Dave: Oh bother! I forgot to pack my towel!

Mr Todd: And did you buy sunscreen?  
 Dave: Yes. I put it in with my shampoo.

Mr Todd: Have you put in your toothbrush and that tube of toothpaste I gave you?  
 Dave: Actually, no.

Mr Todd: Here's £40 for snacks. And remember to buy a phonecard when you get there.  
 Dave: Sure. Thanks, Dad.



Read again and mark the sentences T (true), F (false) or DS (doesn't say).

- 1 Dave has packed lots of clothes. ....
- 2 Dave bought the shampoo. ....
- 3 Dave hasn't packed his trunks. ....
- 4 Dave hasn't got a phonecard. ....

### Speaking

4 Use some of the items on p. 88 to act out similar dialogues.

### Grammar Grammar Reference

#### Present Perfect Simple vs Continuous

5 a) Which example emphasizes: the length of an action, the results of an action, an action which started in the past and has continued to the present, an action that took place some time in the past, a repeated action?

- 1 I've known her since primary school.
- 2 We've already seen that film.
- 3 He's been reading for two hours.
- 4 She has broken her arm. She has a cast.
- 5 I have been going to that café for 20 years.

b) Fill in the blanks with the present perfect simple or continuous.

Dear Diary

I'm really enjoying myself at camp. So far I  
 1) ..... (meet) two boys, Mike and Tim, and a girl Jasmine. They're really nice. We  
 2) ..... (work) together on a science project for the last two days. Tim 3) ..... (come) to Education Camp since he was 6 so he helps us out all the time. I'm exhausted because we 4) ..... (swim) all morning. Anyway, got to go. I 5) ..... (join) the drama club and we've got a meeting now.

### GAME

The leader makes a statement. In teams guess what he/she has been doing.

Leader: I'm tired (excited, nervous, etc).

Team A S1: Have you been tidying your room?

### Listening

6 Listen to Robert and Marie talking about shopping. Where did each of the children buy their presents?

- |   |         |                  |
|---|---------|------------------|
| 1 | Robert  | A sports shop    |
| 2 | Marie   | B bookshop       |
| 3 | Andy    | C jewellery shop |
| 4 | Natalie | D shoe shop      |
| 5 | Sara    | E toy shop       |
|   |         | F clothes shop   |
|   |         | G video shop     |

### Everyday English

#### Buying necessities

7 a) Complete the dialogue. Listen and check.

**What type?**  
 International: £20  
 Local: £12



phone card

**What factor?**  
 Low 2-7 £10.95  
 Medium 8-19 £15.30  
 High 20-30 £29.95



sunscreen

**What size?**  
 small  
 medium  
 large £28



swimming trunks

**What flavour?**  
 chocolate  
 vanilla 56p  
 strawberry a scoop  
 almond



ice cream

A: Hello. I'd like a phonecard, please.  
 B: Sure. What .....?  
 A: ....., please.  
 B: Here you are.  
 A: How much is it, please?  
 B: .....  
 A: Sorry, how much did you say?  
 B: .....  
 A: Here you are.  
 B: Thank you.

b) Portfolio: Act out similar short dialogues for the rest of the items in the pictures. Record yourselves.



# 9 Gifts for everyone

## Vocabulary

### ◆ Describing objects

- 1 Put the headings *material*, *pattern* or *shape* in the correct place in the table. Can you add to it?

.....	round, square, rectangular, oval
.....	checked, polka-dot, striped, plain
.....	paper, wooden, plastic, metal, silver, leather, woollen, cotton, velvet

## Speaking



When describing objects, take care with the order of adjectives. Do not use more than three adjectives before a noun.

- 2 Use the table in Ex. 1 to describe some of the items 1-7 you bought to your partner.

► I bought some square, striped, velvet cushions.



## Reading & Listening

- 3 a) Who is the e-mail from/to? What is it about? Listen, read and check.

Hi Wendy!

Greetings from New York. It's great here. I've been shopping all day and I'm really tired, but at least I have finished buying presents now. It's so difficult to find something for everyone!

The easiest person to buy for was my little brother, Tim. I bought him a silver robot. He'll love it! It walks, talks and does tricks! I had more trouble finding something for my dad, though. He seems to have everything already! In the end, I bought him a brown leather wallet. His old one was falling apart. My mum likes everything I buy for her, so I got her a lovely silver picture frame. I've also found some striped cushions for my grandma. I hope she will like them.

I've bought a present for you, too. I won't say what it is though, as that would ruin the surprise.

See you in a few weeks,

Angela

- b) Answer the questions. Then act out a telephone conversation between Angela and her mum about the presents she has bought for each member of her family.

- 1 What has Angela been doing?
- 2 What did she buy for her little brother?
- 3 Why did she buy for her dad a wallet?
- 4 Who doesn't mind what present they get?

► A: Hi Mum. It's Angela.  
B: How are you sweetie? We've missed you.

## Writing (an e-mail)

- 4 **Portfolio:** You are on holiday in England. Write an e-mail to a friend (50-60 words). In your e-mail write:

- where you are
- how you like it
- what you have been doing
- what presents & souvenirs you have bought
- when you are coming back





# CULTURE CORNER

## Idioms and sayings about food

### Reading

1 a) Read the dictionary entries. What's the difference between an *idiom* and a *saying*?

**idiom** *N* a group of words that have a different meaning when used together from the one they have when used separately

**saying** *N* a sentence that people often say and that gives advice or information about human life and experience

b) Look at the cartoons. Which show *idioms* and which show *sayings*? What do they mean?



2 Read the title and the first two sentences of the text. What is the quiz about?

3 a) Read through the idioms and sayings. How many do you know?

b) In pairs, choose the correct idiom or saying to complete the statements.

4 In which situations can you use the rest of the idioms/sayings? Make a sentence for each.

### Project (a quiz)

5 **Portfolio:** Find some food idioms/sayings in your dictionary, or on the Internet and write a short quiz about them for your classmates. Draw pictures to go with your quiz.

Food is a big part of people's lives. That's why in many languages, including English, there are a lot of sayings and idioms related to it. How many of the following idioms or sayings **related to food** do you know?

## Let's Talk Food!

- 1 Of course I can do that! .....  
A It's a hot potato.  
B It's a piece of cake.  
C It's bread and butter.

---

- 2 The new Avril Lavigne CD .....  
A is selling like hot cakes.  
B is a bad egg.  
C is as cool as a cucumber.

---

- 3 I didn't enjoy the film. Thrillers are not .....  
A as easy as pie.  
B full of beans.  
C my cup of tea.

---

- 4 I'd rather do it by myself. ....  
A An apple a day keeps the doctor away.  
B You can't have your cake and eat it too.  
C Too many cooks spoil the broth.

---

- 5 Forget about the broken vase!  
It's no use .....  
A eating your words.  
B crying over spilled milk.  
C having a finger in every pie.

Score .../15

- 12-15: You know your idioms inside out!
- 6-9: You're an up and comer.
- 0-3: Keep an eye out for idioms.



## Reading & Listening

### ◆ Expressing thanks and admiration

1 a) Listen and repeat.

- This is for you.
- That's very kind of you.
- Try it on and see if it fits.
- What do you think?
- It matches the colour of your eyes.
- I hope you like it.
- Are they your size?
- They're too big.
- You can exchange them.
- Thanks.

b) The sentences are from two dialogues between an uncle and his nephew and niece. What do you think they are about? Listen, read and check.

2 Read again. Which present (1-7) needs to be exchanged?

## Speaking

3 *Portfolio*: Take roles and act out similar dialogues for the rest of the items (1-7). Record yourselves.

## Pronunciation /s/ - /z/

4 Listen and tick (✓). Listen and repeat. Can you think of more words with these sounds?

### Reading Rules


c between vowels - /s/ nice  
 s between vowels - /z/ busy

	/s/	/z/		/s/	/z/
face			please		
phase			dice		
police			raisin		



Jim: Here's my present. I hope you like it.  
 Billy: Fantastic! I've always wanted trainers like these and they go with my new tracksuit.  
 Jim: I'm glad you like them. Are they your size?  
 Billy: Oh, no. They're too big.  
 Jim: That's all right. You can exchange them.  
 Billy: Thanks.  
 Jim: Don't mention it.

Jim: This is for you.  
 Shelley: That's very kind of you. What is it?  
 Jim: Open it and see.  
 Shelley: Wow. It's a lovely anorak.  
 Jim: Try it on and see if it fits.  
 Shelley: OK. Hang on a sec. There. It's just my size. What do you think?  
 Jim: It really suits you. It matches the colour of your eyes.  
 Shelley: Really? Thank you very much.



### Reading & Listening

- 1 a) When/Where was the last time you went shopping? What did you buy?
- b) What makes you buy things? Would you say any of the sentences below?

*It looks cool!*  
*Everyone else has it.*  
*It's good quality.*  
*I saw it on TV/in an ad.*  
*It was a bargain/on offer.*  
*I only buy designer labels.*  
*I needed it.*

- 2 Read the title of the text. What do you think it is about? Listen, read and check.

### Speaking

- 3 Make a list of the things you bought last week. Were they good choices? Say what you can do to make better shopping choices.

- 4 a) Explain the words in bold.
- b) Use **match**, **suit** or **fit** to complete the sentences.

- 1 Do these sunglasses **suit** me?
- 2 That shirt doesn't **match** your jacket.
- 3 These trousers don't **fit** me. I can't button them up.
- 4 This top **fits** perfectly. It's just my size.
- 5 Buy this belt to **match** your trousers.
- 6 Purple doesn't **suit** you. Try beige.

# CHOICES

## You make them

People shop a lot. We buy clothes, food, music, mobile phones, and millions of other things – for what seems like a million different reasons. Obviously, we buy things because we need them. But sometimes it's just to fit in.

Sometimes we buy **stuff** and we just don't know why. Everything we buy **affects** the environment, but some choices are better than others. We have the **power** to make those choices. **We can:**



**Buy smart.** Take some time to think before you buy something – maybe you don't really need it. Send a virtual **e-card** instead of a paper birthday card. Buy things that will last a long time, such as **rechargeable** batteries.

**Share with friends.** Maybe you and your friends like the same video games. Why don't you share or **swap** your games instead of buying one each?

**Buy recycled.** Fewer **natural resources** are used to produce recycled items, which helps the environment. Read the **labels** and choose recycled!

In 2002, 90% teenagers reported buying a product for a **good cause**. What have you been doing since?

### Project (a survey)

- 5 Work in groups. Conduct a survey to find out what your classmates have bought lately and the reasons why they bought it. Present the results to the class.



# PROGRESS CHECK 9

1 Put the foods/drinks into the correct category.

- lamb chops • white bread • bananas
- brown rice • coffee • low-fat yoghurt
- green peppers • a bar of chocolate
- butter • a packet of crisps

Meat	
Fruit & Vegetables	
Dairy products	
Beverages	
Cereal, grains & pasta	
Snacks	

(Points:  $\frac{10 \times 1}{10}$ )

2 Choose the correct container.

- packet • jar • cup • box • can

- 1 a ..... of tea      4 a ..... of honey  
 2 a ..... of cola      5 a ..... of cereal  
 3 a ..... of crisps

(Points:  $\frac{5 \times 2}{10}$ )

3 Underline the correct word.

- 1 Is there any/few sugar in the cupboard?  
 2 There aren't any/some apples left.  
 3 I'll have a little/few ice cream with my pie.  
 4 We haven't got many/much bananas left.  
 5 There are a lot of/little eggs in the fridge.

(Points:  $\frac{5 \times 5}{25}$ )

4 Fill in: away, off, out or back.

- 1 Why don't you take ..... your jumper if you're hot?  
 2 I am going to take you ..... for your birthday.  
 3 A chicken burger and fries to take ..... please.  
 4 It was the wrong size, so I had to take it ..... to the shop.

(Points:  $\frac{4 \times 5}{20}$ )

5 Use the present perfect continuous or the present perfect to complete the sentences.

- 1 I ..... (study) all day. Time for a break!  
 2 Peter ..... (join) the school drama club.  
 3 Jane ..... (cook) for two days to prepare for the dinner party.  
 4 Mum ..... (go) to the shops. She'll be back soon.  
 5 I ..... (swim) all morning. I am so tired!

(Points:  $\frac{5 \times 5}{25}$ )

6 Choose the correct response.

- 1 Are they your size?  
 a No, they're too big.    b Thanks.  
 2 It really suits you.  
 a Thank you very much.    b Hang on a sec.  
 3 This is for you!  
 a Oh no!                      b That's very kind of you.  
 4 How much is it?  
 a It's £39.99.                      b That's true.  
 5 £40 please.  
 a I'll take it.                      b Here you are.

(Points:  $\frac{5 \times 2}{10}$ )

(My score:  $\frac{\quad}{100}$ )

## Now I Can ...


- talk & write about food, drink & containers
- talk & write about shopping
- conduct a survey about shopping habits
- write a quiz about idioms & sayings about food

... in English

**Smile**

If an apple a day keeps the doctor away, what does an onion do?

It keeps everyone away.



### ◆ Before you start ...

- What are your favourite foods? Are they part of a healthy diet?
- Have you ever been camping? What did you pack? Where did you buy them from?

### ◆ Look at Module 10

Find the page numbers for pictures 1-3.

### ◆ Find the page numbers for

- a board game
- a cartoon strip
- a note

### ◆ Listen, read and talk about ...

- stress
- accidents
- health problems & advice
- medicine
- the Royal Flying Doctor Service of Australia

### ◆ Learn how to ...

- talk about health problems & injuries
- understand puns
- ask about health & offer reassurance
- describe a health problem to a nurse



### ◆ Practise ...

- reflexive pronouns
- pronunciation: /ʌ/, /əʊ/
- reading rules: ow, ou, u, o
- phrasal verbs: *fall*
- words often confused: *ache, sore*
- word formation of adjectives from verbs

### ◆ Write / Make ...

- a story about an accident while on holiday
- a letter of advice
- a leaflet about how to cope with stress
- a short article about a charity in your country
- an adventure story





# Stress free

## Vocabulary

### ◆ Stress signs

1 🗣️ Listen to the music and the sounds. How do they make you feel? What images come to mind?

2 😬😬 Which of the following stresses you the most? Number the situations below from 1 (*most stressful*) to 10 (*least stressful*) according to their stress factor. Discuss with your partner.

- to fall out/argue with a friend/sibling
- to have a doctor's appointment
- to lose sth valuable
- to change schools
- to move house
- to sit exams
- to disagree with parents
- to have too much homework
- to throw a party
- to practise an instrument/sport

▶ A: *I find sitting exams the most stressful.*  
 B: *I don't agree. I think losing something is more stressful.*

## Reading & Listening

3 a) Look at the title. What do you think the texts are about? Read and check.

b) 🗣️ Read and match texts (1-3) to (A-C). Listen and check. Then, explain the words in bold.



# Take it easy!

A I don't have enough time to talk with my friends, watch TV or simply **sit around** and do nothing. I'm always studying, practising the guitar or doing sports. Help!...

B My brother and I are always fighting about silly things and I always get the **blame** while Sam **gets away with** everything. What should I do?

C A new girl has come to our school. She's pretty and all my mates say she's a snob. They're spreading all kinds of **rumours** about her and no one will talk to her now. I think that's **unfair**. How can I help her?

1  People like to **gossip**. Most of the time it is **harmless**, but it can also be **hurtful**. Break the chain! Don't spread gossip. Just say to your mates that you are not interested in **mean** gossip. Don't believe everything you hear. Introduce yourself, talk to her and form your own opinion.

2  **Time management** is the answer. Make a weekly planner, and **separate** the have-tos from the want-tos. **Allow** some want-tos in your daily timetable.

3  If you scratch my back, I'll scratch yours! You can't always **have it your way**. Learn to **co-operate**.



4 Use *should* - *shouldn't* and the ideas below to make sentences about each picture.

- argue with your friend
- eat too much ice cream
- take care of your pet
- spend too much time in front of the TV
- get enough sleep • get regular exercise



▶ 1 You shouldn't argue with your friend.

5 Rewrite the sentences using *unless*.

- 1 I won't take you to the party if you don't tidy your room. ▶ *I won't take you to the party unless you tidy your room.*
- 2 If the children don't behave themselves, they won't go to the zoo.
- 3 If Jim doesn't pay the electricity bill, it will get cut off.
- 4 If the students don't study, they won't pass their exams.

6 Use the notes to make sentences.

### Coping with Tests. Don't Stress.

- Do you have an important test? Don't go to bed late.
- Do you want to do well? Revise early!
- Do you forget easily? Make notes as you read.
- Do you have a lot to study? Make a plan.

▶ If you have an important test, you shouldn't go to bed late.

7 *ache* or *sore*? Complete the gaps. Which are one word? Check in your dictionaries.

- |                 |               |
|-----------------|---------------|
| 1 head .....    | 5 back .....  |
| 2 tooth .....   | 6 ear .....   |
| 3 stomach ..... | 7 ..... eyes  |
| 4 ..... throat  | 8 ..... thumb |

### ◆ Phrasal verbs (fall)

8 Fill in the gaps with the appropriate particles. Make your own sentences.



- 1 She has fallen ..... John because he lied to her.
- 2 He had to stay in hospital for two weeks, so he fell ..... with his lessons.
- 3 I've had this toy train since I was a child, but now it's falling .....

### Writing (a leaflet)

9 *Portfolio*: Make a leaflet like the model below, giving advice on how to cope with stress. Use the examples in Exs. 2-4 as well as your own ideas.

<b>Dos</b>	<b>Don'ts</b>
exercise regularly	Don't argue with your friend



# Accident-prone

## Vocabulary

### Accidents

1 Have you ever had any of the accidents below? How/ When did it happen?



break your leg



cut your finger



chip a tooth



sprain your wrist



bang your head



twist your ankle



hurt your back

- ▶ A: Have you ever broken your leg?
- B: Yes, I have.
- A: How did it happen?
- B: I fell off my bicycle two years ago.

## Reading & Listening

2 a) Where are the people in the cartoon strip? How is the cartoon strip related to the title? Listen, read and check.

1 Look out for ...

Hey Bill! Look at me!

2 ... that ... lamp-post !!!!!!!

Too late ...

3 Are you all right?

4 Don't worry. I'll call for an ambulance. In the meantime, let me wrap your ankle with my scarf.

I think I've twisted my ankle. It really hurts!

5 Hmm ... You've hurt yourself quite badly, young man!

6 Your ankle might be broken, you know.

Bad luck, Mat, I'm sure you'll be fine soon. Let's just call it a summer break!

b) Explain the words in bold.





# Study skills

## Understanding puns

A pun is a clever and amusing use of a word or phrase with two meanings. Many jokes in English are based on puns. Understanding them will help you appreciate the British sense of humour.

3 a) Why is the last exchange funny? What is the pun? Find the puns in some of the jokes in this book and explain them.

b) Match the beginnings of the jokes (1-2) to the endings (A-B). Listen and check. Explain the puns.

- 1 Why did the boy throw the butter out of the window?
- 2 Which day of the week do fish hate?
- A Friday (*fry day*)
- B He wanted to see a butterfly. (*butter fly*)

4 Read the cartoon strip aloud.

## Grammar Grammar Reference

### Reflexive pronouns

5 a) Read about reflexive pronouns in the box. How do we form reflexive pronouns? Find examples in the cartoon strip.

Singular	Plural
myself	ourselves
yourself	yourselves
himself	themselves
herself	
itself	

We use reflexive pronouns:

- when the subject and the object of the verb are the same.  
*She cut herself.*
- to emphasise the subject.  
*I did it myself.*
- with a preposition to mean 'without help'.  
*She raises her children by herself.*

b) Use reflexive pronouns to fill in the gaps.

- 1 Sarah made this sweater .....
- 2 My brother irons his shirts by .....
- 3 I cut ..... when I was cooking.
- 4 Jo and Tim hurt ..... while climbing.

c) Tell your partner three things you can do all by yourself.

## Everyday English

### Asking about health/Giving reassurance

6 Use the language in the boxes as well as the vocabulary in Ex. 1 to act out similar exchanges.

Asking about health	Reassuring
<ul style="list-style-type: none"> <li>• Are you feeling unwell?</li> <li>• What's the matter?</li> <li>• Are you all right?</li> <li>• Is something wrong?</li> </ul>	<ul style="list-style-type: none"> <li>• It's nothing serious.</li> <li>• It's going to be all right.</li> <li>• Don't worry.</li> </ul>

A: *What's the matter?*  
 B: *I think I've twisted my ankle.*  
 A: *Don't worry. It's going to be all right.*

## Listening

7 a) What is the text below? Listen and fill in the missing information.



Order: bouquet of flowers

- St Patrick's 1) .....
- Room No 2) ..... • Mrs 3) .....
- card - Hope you feel 4) ..... soon!
- Must be at hospital before 5) .....

b) Have you ever sent someone a get well card? What did you write on the card?

## Writing (a story)

8 Write a story about an accident you had, or one you have heard about, and draw pictures to go with it.



# Doctor, doctor!

Heads:  
Move 1 square

Tails:  
Move 2 squares

Miss a turn if you get an answer wrong!

## GAME

Play the game. Use the phrases to give advice.

- take a painkiller
- lie down & get some rest
- eat a light meal • put drops in it
- have a hot cup of tea
- wash with cold water
- put a cold pack on your forehead
- drink plenty of fluids

► If you have a headache, you should take a painkiller.

## Reading & Listening

1 a) Look at the extracts. What kind of texts are they? What is each person's problem?

*It's one week before the school tennis tournament and I'm feeling very tired! I can hardly stay on my feet during training and I feel sleepy all the time! Please help!*

**WORN OUT**

*I'm writing to ask you for some advice. Lately, I've been suffering from terrible headaches and my eyes are sore. I work a lot on my computer. What can I do?*

**Computer Freak**

b) Read the letter. Which extract does it match? Who is it to? Listen and check.

Dear .....

- ▶ It seems that you are exhausted. Here are a few things you can try in order to feel better and be able to take part in the tournament.
- ▶ First of all, it's important to get some rest. Why don't you take a couple of days off training? This way, you'll give yourself the chance to relax. You should also think about your eating habits. Eat more fruit and vegetables and drink plenty of water. If you do this, you'll give your body the vitamins and energy it needs to perform well.
- ▶ I hope my advice helps. Good luck in the tournament!

2 Which paragraph gives advice? Which phrases does the writer use to give advice?

3 Which of the sentences (1-4) are O (opening) and which are C (closing) remarks for a letter of advice?

- 1 I'm sorry you feel that way. I think I can help.
- 2 Let me know what happens.
- 3 I hope everything turns out for the best.
- 4 Here's what you can do.

## Speaking

4 You work for a teen magazine. What advice would you give to Computer Freak?

## Writing (a letter of advice)

5 **Portfolio:** Use your answers in Ex. 4 to write a letter of advice to Computer Freak. (60-80 words)

# CULTURE CORNER

## Reading & Listening


1 Look at the picture and the title. What do you think the text is about? Listen, read and check.

2 Read the text again and answer the questions.

- 1 Where is the RFDSA located?
- 2 What do the initials RFDSA stand for?
- 3 When did it start?
- 4 What have they been doing for over 70 years?

## Speaking

3  Imagine you are a doctor working for the RFDSA. Give an interview to a teen magazine reporter. Talk about the charity itself – your duties – your feelings.

4  What might a typical day in the life of a flying doctor be like? Tell your partner.

### ◆ Word formation

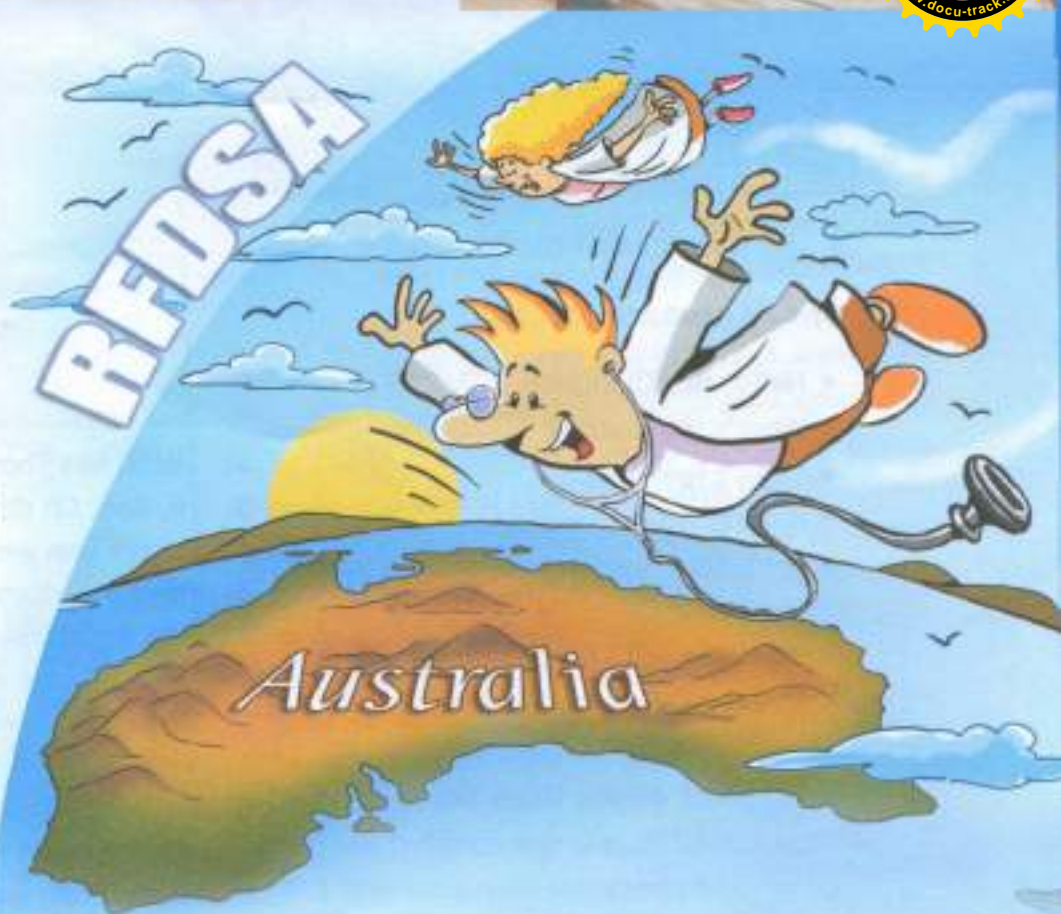
5 Form adjectives from verbs 1-7. Check in your dictionary. Make sentences using them.

We use **-ive**, **-ative** to form adjectives from some verbs.

- 1 impress ► *impressive* 2 inform  
3 protect 4 create 5 attract  
6 act 7 imagine

## Writing (a short article)

6 *Portfolio*: Write a short article about a charity in your country. Include: *the name, who/what the charity helps, what the charity does.*



Imagine a job that involves helping 200,000 **isolated** patients over 7.5 million square miles of **The Australian Outback**. The job includes treating patients on **remote** sheep farms, **operating** with basic equipment. It also means dealing with the risks of flying in bad weather conditions and making emergency landings to save **critically ill** patients. This is the **daily life** of those working for the Royal Flying Doctor Service of Australia.

Living in The Outback means almost complete isolation for thousands of Australians. It's unusual to find homes or small villages within 60 miles of each other, let alone a hospital.

The RFDSA, which is a **non-profit charity**, was **set up** in 1928. Since then, it has been helping those who live in remote areas of Australia. Today it offers **primary health care** from an aeroplane, 24 hours a day, 365 days a year as well as educational assistance. If the doctors are unable to treat a patient, they will fly them to the nearest hospital to be treated there. To learn more about the RFDSA visit <http://www.flyingdoctor.net/default.htm>.



# English in Use 10



## Reading & Listening

### ◆ At the school nurse

- 1** a) Listen and repeat.
- Hello, Mrs Thompson.
  - What's the matter?
  - I don't feel well.
  - It hurts when I swallow.
  - Let's take your temperature, shall we?
  - How long will I feel like this?
  - Bless you. Here's a tissue.

b) What do you think the situation is? Who is speaking? Listen and check.

**2** Read the dialogue and complete the nurse's notes.

To Mr & Mrs Ramsey

Friday 15th May,

Dear Mr & Mrs Ramsey,

Ann has got the flu. She should .....,  
 ..... and  
 .....  
 She should feel better .....

Regards,  
 Mrs Thompson

A: Hello, Mrs Thompson.  
 B: Hi, Ann. Oh dear. What's the matter?  
 A: I don't feel well.  
 B: Have a seat and tell me what's wrong.  
 A: I've got a headache, I feel dizzy and my throat's sore. It hurts when I swallow.  
 B: I see. Let's take your temperature, shall we?  
 A: OK.  
 B: Hmm. You have a fever, Ann. That means you're coming down with the flu. It isn't serious so don't worry. Plus, you can go home early!  
 A: Can I go to basketball practice tomorrow?  
 B: I'm afraid not. You should get plenty of rest, have warm baths and drink lots of water.  
 A: How long will I feel like this?  
 B: You'll feel better in a couple of days.  
 A: A school!  
 B: Bless you. Here's a tissue.

## Speaking



**3** **Portfolio:** You go to the school nurse because you are not feeling well. Use the sentences in Ex. 1 and your own ideas to act out similar dialogues.

## Pronunciation /ʌ/, /ɑː/

**4** Listen and tick (✓). Listen and repeat. Think of two more words with the same sounds.

**Reading Rules**  
 ow, ou /ɑː/ bow, loud  
 u, o /ʌ/ mum, done

	/ʌ/	/ɑː/		/ʌ/	/ɑː/
bud			foul		
town			tonne		
noun			nun		
done			down		



### Vocabulary

#### ◆ Medicine

1 Match the words (a-d) to the pictures (1-4). Have you ever taken any of these medicines? What for?

- a syrup
- b capsules
- c tablets
- d herbal remedies




### Reading & Listening

2 a) What does the picture in the text show? Do you know which book the passage is from? Read the biography and check.

b) Read the first sentence in each paragraph. What is the text about? Listen, read and check.

3 a) Read again and give each paragraph a heading. Explain the words in bold.

b) 😊 Say a word: *woke up*, *refreshed*, *grilled*, *weak*, *miserable*, *roasted*, *smooth* and *calm*, *walk a short distance*, *cheerful*, *my stomach*. Your partner tries to remember a sentence from the text including the word.



Daniel Defoe (1660-1731), an English novelist and **journalist**, is most famous as the **author** of *Robinson Crusoe* (1719), a story of a man **shipwrecked** alone on an island. Among his other works are *Moll Flanders* (1722), *A Journal Of The Plague Year* (1722) and *Captain Jack* (1722). His last great work of **fiction**, *Roxana*, appeared in 1724. Defoe **went into** politics and trade and travelled all over Europe. In 1684 he married Mary Tuffley; they had two sons and five daughters.

▶ **June 28.** When I woke up after sleeping for almost two days, I felt quite **refreshed** so I got up and decided to prepare myself for the night ahead. The first thing I did was to fill a large bottle with water, and put it on the table, next to my bed; then I **grilled** some of the meat on the coals, but I only ate a little bit.



▶ I walked about, but was still very weak, and I felt **miserable** about my sickness. At night I had three of the **turtle's** eggs, which I **roasted** in the ashes for supper.

▶ After supper I tried to walk, but I felt so weak that I could hardly carry the gun (I never went out without that). So I walked a short distance and sat down on the ground, looking out to the **smooth** and calm sea in front of me. As I sat here, I thought about my life so far.


▶ Not feeling sleepy, I decided to go back to my hut and make some medicine from green leaves and rum. I took some and went to bed. I must have been sleeping all the next day and the day after because when I woke up I felt refreshed, lively and **cheerful**. And when I got up, I was stronger than I was the day before, and I knew my stomach was better because I felt hungry.

### Writing (a short story)

5 **Portfolio:** In groups, write a story about an adventure on a desert island for the school magazine short story competition.

### Speaking

4 😊 Imagine you have been shipwrecked on a desert island. Think of ways to: *build a hut*, *get food*, *keep warm*.



# PROGRESS CHECK 10

- 1** Fill in: *cut, lose, chip, break, bang, throw, twist, practise, move, sit.*
- |                     |                        |
|---------------------|------------------------|
| 1 ..... a party     | 6 ..... sth valuable   |
| 2 ..... your leg    | 7 ..... a tooth        |
| 3 ..... house       | 8 ..... your head      |
| 4 ..... exams       | 9 ..... your ankle     |
| 5 ..... your finger | 10 ..... an instrument |
- (Points:  $\frac{10 \times 2}{20}$ )

- 2** Choose the odd word out.
- ankle – wrist – result – finger
  - sore throat – earache – symptoms – fever
  - chip – break – bang – react
  - syrup – breathing – capsules – tablets
  - exhausted – worn out – tired – worried
- (Points:  $\frac{5 \times 2}{10}$ )

- 3** Fill in: *high, sore, light, regular, doctor's.*
- I've got a ..... throat.
  - Don't forget your ..... appointment at 3 pm.
  - He takes ..... exercise by riding his bike every day.
  - You should eat a ..... meal.
  - Do you have a ..... fever?
- (Points:  $\frac{5 \times 3}{15}$ )

- 4** Fill in the correct preposition: *apart, out, behind.*
- It's hurtful when you fall ..... with friends.
  - If you revise regularly, you won't fall ..... at school.
  - That chair has fallen ..... It needs fixing.
  - Jane has fallen ..... with Sue over a CD.
  - He fell ..... in Maths, so he had a few private lessons to catch up.
- (Points:  $\frac{5 \times 2}{10}$ )

- 5** Fill in the correct reflexive pronoun.
- We always do the gardening .....
  - They painted the room by .....
  - He usually goes for a walk by .....
  - I used to go jogging by .....
  - Why don't you do it .....
- (Points:  $\frac{5 \times 2}{10}$ )

- 6** Put the verbs into the correct tense.
- If you tidy your room, I ..... (take) you to the cinema.
  - Unless Sean studies hard, he ..... (fail) his exams.
  - Unless you rest, you ..... (feel) better.
  - If you mix blue and yellow, you ..... (get) green.
  - Unless the children ..... (behave), they can't go to the movies.
- (Points:  $\frac{5 \times 3}{15}$ )

- 7** Put the sentences in the correct order to form a dialogue.
- I've got a headache. I feel dizzy and my throat's sore.
- What's the matter?
- I see. Let's take your temperature, shall we?
- I don't feel well.
- Tell me what's wrong.
- (Points:  $\frac{5 \times 4}{20}$ )

**Now I Can ...** (My score:  $\frac{100}{100}$ )

- talk/write about stress and accidents
  - talk/ask about health and give reassurance
  - write a leaflet about coping with stress
  - write a story about an accident/an article about a charity/an adventure story
- ... in English**

