

DIONISIO AGUADO

METODO DE GUITARRA
(GUITAR METHOD)

SEGUNDA PARTE
(SECOND PART)

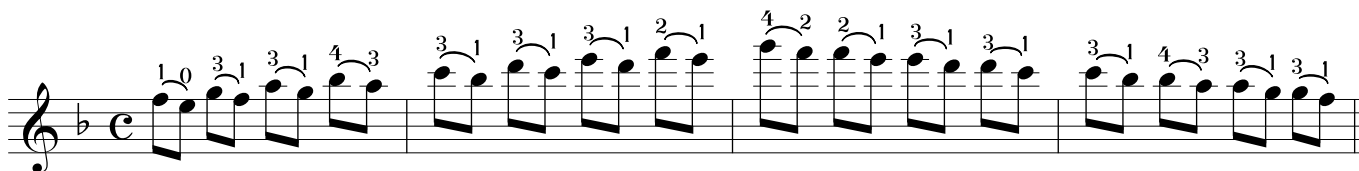
Revised and fingered by
Eythor Thorlaksson

The Guitar School - Iceland




LEGATO ON ONE STRING

With different rhythm formations


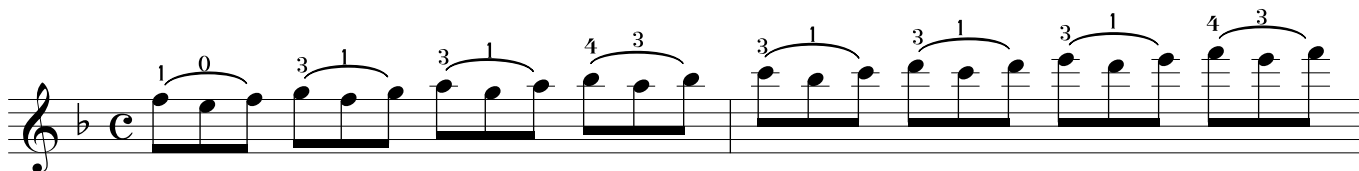
Play with different accents, either on the first or the second note.



Same fingering as in the previous exercise.



DOUBLE LEGATO



Two staves of guitar notation in a single system. The first staff contains two measures of music with fingerings: 1, 0, 1, 3, 1, 3, 3, 1, 3, 4, 1, 2, 4, 2, 4, 3, 1, 3, 3, 1, 3, 4, 3, 4. The second staff contains two measures with fingerings: 4, 3, 4, 3, 1, 3, 3, 1, 3, 4, 2, 4, 2, 1, 2, 3, 1, 3, 3, 1, 3, 1.

Same fingering as in the previous exercise



Three staves of guitar notation in a single system. The first staff has two measures of triplets with slurs. The second staff has two measures of triplets with slurs. The third staff has two measures of triplets with slurs and fingerings: 13, 13, 34, 24, 13, 13, 34, 24, 24, 34, 13, 13, 24, 12, 13, 13.

Let all the notes in the triplets sound equal.



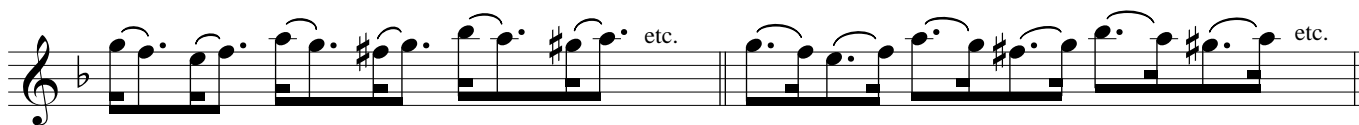
Two staves of guitar notation in a single system. The first staff has two measures of triplets with slurs and fingerings: 1, 3, 1, 3, 1, 2, 2, 4, 1, 3, 1, 3, 3, 4, 2, 4. The second staff has two measures of triplets with slurs and fingerings: 2, 4, 3, 4, 1, 3, 1, 3, 2, 4, 1, 2, 1, 3, 1, 3.




Study the next exercise with the same fingering as the previous one






Study this exercise with the following rhythm patterns.





Study this exercise als with the following rhythm patterns.







Study the following exercises to the same extentions as the previous ones.








Do not lift the first finger while fourth finger plays the legato note.



Study with different accents, either on the first or the second note.



Work these exercises slowly to make all three notes sound even.



The image displays eight staves of guitar sheet music, all in G minor (one flat). The music is a technical exercise consisting of continuous eighth-note patterns. Each staff includes specific fingering instructions (1-4) and accents (accents) above the notes. The patterns vary in complexity, including triplets, doublets, and sequences of sixteenth notes. The first staff starts with a G4 (1st fret) and moves up to a G5 (4th fret). The second staff continues from G5 down to a G4 (1st fret). The third staff starts on a G4 (1st fret) and includes a sharp sign (F#) above the second measure. The fourth staff continues the descending pattern from G5 to G4. The fifth staff starts on a G4 (1st fret) and includes a sharp sign (F#) above the second measure. The sixth staff continues the descending pattern from G5 to G4. The seventh staff starts on a G4 (1st fret) and includes a sharp sign (F#) above the second measure. The eighth staff continues the descending pattern from G5 to G4. The music concludes with a final whole note G4 (1st fret).

LEGATO - JUMPS

The image displays ten staves of musical notation for guitar, each containing a sequence of notes with fingerings and slurs. The notes are in a B-flat major scale, and the exercises focus on legato playing and interval jumps. Fingerings are indicated by numbers 1-4 below the notes.

Staff 1: 1 1 4 2 2 4 3 3 4 2 2 4 3 1

Staff 2: 2 2 4 3 1 2 2 4 3 4 3 4

Staff 3: 2 4 1 4 1 1 4 1 3 1 4 1 3 1 4 1 2


Staff 4: 1 4 1 1 4 1 3 3

Staff 5: 1 4 3 1 1 4 3 1 1 2 4 1 4 2 1 1 2 3 1 4 3 1 1 2 4



Staff 6: 1 4 3 1 1 2 4 1 4 3 1 1 2 4 1 4 2 1 1 3 2 4 2

Staff 7: 1 4 3 1 3 1 3 4 1 4 2 1 2 1 2 4 1 4 3 1 2 1 2 4 1 4 3 1 2 1

Staff 8: 1 4 3 1 3 1 3 4 1 4 2 1 2 1 2 4 1 4 3 1 1



LEGATO INDIRECT DOWNWARDS



LEGATO WITH 4 AND 5 NOTES

This exercise is written in treble clef, key of D major (one sharp), and 2/4 time. It consists of three staves of music. The first staff contains six measures of eighth-note patterns, each starting with a circled number indicating the fretting finger: 4, 3, 3, 4, 3, 4. The second staff contains three measures of eighth-note patterns, each starting with a circled number: 3, 3, 3, followed by a double bar line and two measures of eighth-note patterns starting with a circled number: 2, 2. The third staff contains seven measures of eighth-note patterns, each starting with a circled number: 23, 24, 24, 3, 3, 3, 3.

LEGATO ON TWO STRINGS

This exercise is written in treble clef, key of D major (one sharp), and common time (C). It consists of four staves of music. The first staff contains two measures of eighth-note patterns, each starting with a circled number: 1, 4, followed by two measures of eighth-note patterns starting with a circled number: 1, 3, 4, 2. The second staff contains four measures of eighth-note patterns, each starting with a circled number: 1, 3, 4, 4, 1, 3, 4, 4, followed by two measures of eighth-note patterns starting with a circled number: 4, 2, 1, 0. The third staff contains four measures of eighth-note patterns, each starting with a circled number: 2, 4, 3, 1, 1, 3, 4, 3, 3, 4. The fourth staff contains four measures of eighth-note patterns, each starting with a circled number: 2, 1, 3, 4, 2, 2, 2, 2.

Study with different accents, either on the first or the third note in each group.

The first exercise consists of four staves of music. Each staff contains a sequence of eighth-note groups. The fingerings and accents are as follows:

- Staff 1: 2 1 3 0 3 2 0 | 2 1 4 4 | 2 1 4 2 | 2 1 4 2
- Staff 2: 2 1 3 4 | 2 1 3 3 1 4 | 2 1 4 3 1 4 2 | 1 4 4 1 0
- Staff 3: 2 1 1 3 4 3 4 1 1 2 | 1 3 4 3 4 1 1 2
- Staff 4: 1 2 1 2 4 2 1 1 2 | 1 4 2 2 1 4 2 1 0

LEGATO - CROMATIC

The second exercise consists of four staves of music, all in 2/4 time. Each staff contains a sequence of slurred eighth-note groups with chromatic movement. The fingerings and accents are as follows:

- Staff 1: 2 0 1 2 3 0 | 10 3 4 10 1 2 | 1 2 0 1 2 3 4 0 | 10 3 4 10 2 0 2
- Staff 2: 2 3 0 1 2 3 4 0 2 0 | 4 3 2 1 2 3 4 3 2 1 2 0 2
- Staff 3: 3 1 0 1 2 3 4 | 0 1-1 2 4 2 0 1 | 0 1 2 3 | 3 4 2 4 1 4 0 4 2
- Staff 4: 4 3 3 4 2 3 2 | 0 2 1 1 2 3 4 | 1 2 0 1 2 3 1 2 3 4 2

LESSONS

GRACE NOTES DOWNWARDS

Allegretto

GRACE NOTES UPWARDS

Andante

DOUBLE GRACE NOTE

Andante

TRIPLE GRACE NOTE

Moderato

ORNAMENTS WITH FOUR NOTES

ORNAMENTS WITH FIVE NOTES

Allegretto

The musical score consists of seven staves of music in the key of A major (three sharps) and 3/4 time. The tempo is marked 'Allegretto'. The notation includes various ornaments, such as grace notes and slurs, often with fingerings (1-4) and circled numbers (2, 3, 4, 5, 6) indicating specific techniques or fret positions. The music is written in a single melodic line on a treble clef staff, with bass clef notes indicated by a 'b' symbol below the staff. The ornaments are five-note figures that are embellished with grace notes and slurs. The score ends with a double bar line.

THIRDS SCALES

C Major

G Major

D Major

A Major

F Major

Bb Major

G Minor (melodic)

C Minor (harmonic)

G Major (thirds)

A Major (thirds)

F Major (thirds)

LEGATO - THIRDS

Legato thirds with finger changes, then one finger must fall firmly on the note while at the same time the other finger slides from one note to the other.

ON SECOND AND THIRD STRING

ON SECOND AND THIRD STRING

Two staves of musical notation in G major (one sharp) and 3/4 time. The first staff contains six measures of music, each with a slur over a pair of notes on the second and third strings. Fingerings are indicated by numbers 1, 2, 3, and 4. The second staff contains six measures of music, also with slurs over pairs of notes on the second and third strings, with various fingerings and some notes marked with an 'x' to indicate natural harmonics.

ON FIRST AND SECOND STRING

Five staves of musical notation in G major (one sharp) and 3/4 time. Each staff contains eight measures of music, with slurs over pairs of notes on the first and second strings. The exercises involve various rhythmic patterns and fingerings (1, 2, 3, 4) for both strings. Some notes are marked with an 'x' to indicate natural harmonics.

SIXTHS

ON FIRST AND THIRD STRING

ON SECOND AND FOURTH STRING

ON THIRD AND FIFTH STRING

ON FOURTH AND SIXTH STRING

ON FIRST AND THIRD STRING

Practise this exercise also in D Major on second and fourth string

ON THIRD AND FIFTH STRING

Practise this exercise also in E Major on fourth and sixth string.

TENTHS

OCTAVES

Practise this exercise also in E Major on second and fourth string.

The image displays a musical score for guitar, consisting of eight staves of music. The key signature is G major (one sharp) and the time signature is common time (C). The notation includes various rhythmic patterns and techniques:

- Staff 1: Features a triplet of eighth notes (marked with a circled 3) and a fourteenth-note triplet (marked with a 4).
- Staff 2: Continues the melodic line with eighth and sixteenth notes.
- Staff 3: Includes a double bar with an 'x' over it, indicating a muted note, and a triplet of eighth notes.
- Staff 4: Shows a sequence of chords and single notes with fingerings (0, 2, 3, 4, 0, 2, 0, 4, 2).
- Staff 5: Features a series of sixteenth-note chords, many with a '4' above them, indicating a four-finger technique.
- Staff 6: Continues the sixteenth-note chordal pattern.
- Staff 7: Shows a more complex sixteenth-note pattern with some accidentals.
- Staff 8: Ends with a sequence of chords and single notes, including a final chord with a '4' above it.

Let the bass notes live while the legato notes are played.

The musical score consists of seven staves, each containing four measures of music. The key signature is one sharp (F#), and the time signature is common time (C). The music is written in a treble clef. The first measure of each staff begins with a bass note (indicated by a '1' below the staff) followed by a legato phrase. The second measure continues the legato phrase, often with a bass note (indicated by a circled number below the staff). The third measure continues the legato phrase, sometimes with a bass note (indicated by a circled number below the staff). The fourth measure concludes the phrase, often with a bass note (indicated by a circled number below the staff). The piece concludes with a double bar line and a final bass note.

STUDIES

Allegro

1 *i m i m*
3 2 3 0 2 1 2 4 2 3

p p p p

2 4 1 3 4 1 3 4 3 4 1 3 2

3 2 3 4 1 4 1 0 2 3 2 0 1 0 1

3 1 4 2 1 4 2 4 1 2 4 1 2 0

2 2 2 4 4 1 4 3 4 2 1 2

0 4 3 4 3 2 3

Andante

The musical score is written for guitar in a 2/4 time signature. It consists of six staves of music. The tempo is marked 'Andante'. The score includes various musical notations such as eighth notes, quarter notes, and sixteenth notes, often beamed together. Fret numbers (0, 1, 2, 3, 4) are indicated below the notes. There are also articulation marks like accents (^) and slurs. The score is divided into sections by Roman numerals: II, III, and III. The key signature has one sharp (F#). The piece concludes with a double bar line.

Allegretto

3

④

3

④

2

3

4

3

2

④

2

4

3

④

4

0

2

3

4

3

0

2

4

3

III

f

1

3

2

1

0

3

3

1

4

2

0

4

3

4

2

Allegretto

The main score for the piece 'Allegretto' consists of four staves of music. The first staff begins with a treble clef, a key signature of one sharp (F#), and a 12/8 time signature. The music is written in a rhythmic style with eighth and sixteenth notes, often beamed together. The first two staves are connected by a long slur, indicating a continuous melodic line. The third and fourth staves continue this line with various rhythmic patterns and fingerings indicated by numbers 1, 2, 3, and 4. The piece concludes with a double bar line and repeat dots.

On fourth and fifth string -

This section is a variation of the main piece, specifically focusing on the fourth and fifth strings. It consists of two staves of music. The first staff starts with a treble clef, a key signature of one sharp, and a 12/8 time signature. The music features a mix of eighth and sixteenth notes, with some triplets. Fingerings are indicated by numbers 1, 2, 3, and 4. The second staff continues the piece, ending with a double bar line and repeat dots.

On third and fourth string -

This section is another variation, focusing on the third and fourth strings. It consists of one staff of music. The notation includes eighth and sixteenth notes, with some triplets. Fingerings are indicated by numbers 1, 2, 3, and 4. The piece ends with a double bar line and repeat dots.

On fourth and fifth string -

This section is a final variation, also focusing on the fourth and fifth strings. It consists of one staff of music. The notation includes eighth and sixteenth notes, with some triplets. Fingerings are indicated by numbers 1, 2, 3, and 4. The piece ends with a double bar line and repeat dots.

Allegretto

5

f

mf

p

cresc.

f

ff

f ⑤

f ⑤

D. C. al Fine

6 *Andante*

f

mf

I

I

Staff 1: Treble clef, sixteenth-note patterns. Fingerings: 1, 2, 3, 4. Accents (>) are present under several notes.

Staff 2: Treble clef, sixteenth-note patterns. Fingerings: 0, 1, 2, 3, 4. Dynamic marking *p* is present. Accents (>) are present under several notes.

Staff 3: Treble clef, sixteenth-note patterns. Fingerings: 1, 2, 3, 4. Accents (>) are present under several notes.

Staff 4: Treble clef, sixteenth-note patterns. Fingerings: 1, 2, 3, 4. Accents (>) are present under several notes.

Staff 5: Treble clef, sixteenth-note patterns. Fingerings: 1, 2, 3, 4, 5, 6. Dynamic marking *f* is present. Circled numbers 4, 5, 6, 5, 4 are written below the staff. A dashed line labeled 'V.' is above the staff.

Staff 6: Treble clef, sixteenth-note patterns. Fingerings: 1, 2, 3, 4. Accents (>) are present under several notes.

Allegro

The score consists of seven staves of music. The first staff starts with a '7' and a treble clef. The music is in A major (three sharps) and common time. It features complex rhythmic patterns, including sixteenth-note runs and triplets, with various fingering instructions. The score is divided into sections marked with Roman numerals II, V, IV, VII, IX, and VII. The piece concludes with a double bar line and repeat dots.

Allegro

The musical score is written for guitar in treble clef, key of D major (one sharp), and 12/8 time. It begins with a dynamic marking of *p* (piano). The first staff includes the tempo marking "Allegro" and a circled number "8". The melody is characterized by eighth-note patterns, often beamed in groups of six. Fingering is indicated by numbers 1-4 and letters 'i', 'a', 'm'. The score is divided into sections labeled with Roman numerals: III, II, III, II, V, III, VII, V, III, II, III. There are several circled numbers (5) and a circled letter 'i' throughout the piece. The piece concludes with a double bar line and repeat dots.

Andante

9

II -

V -

II -

V -

VII - 3 - - - 6 - | V - 3 - - - 6 - | IV - 3 - - - 6 - | II -

mf

f

p

terB

1067

Allegretto

10

V. II. V. IV.

II. IV. II. II.

V. VII.

VII. V. II.

Andante

11

III

II

II

II

V

III

II